



3-UMPIRE POSITIONING MANUAL

The information contained within this training manual was prepared for exclusively for Baseball Canada by the Baseball Ontario Umpires Committee. Baseball Canada would like to thank those individuals who contributed their time and effort to this project.

© Copyright 2016 Baseball Canada
ALL RIGHTS RESERVED

No part of this book may be reproduced in any form without permission in writing from the copyright holder.

FOREWORD

FOREWORD

Positioning is a building block of umpiring, along with sound rules knowledge and application, and the ability to demonstrate good judgment in all situations. Together, they form the foundation of umpiring. It is not enough to possess one of the building blocks without the other two. An umpire can be in the proper position but if they do not know the applicable rule, or possess the ability to judge correctly, they will not be successful. Likewise, an umpire who has good judgment and rules knowledge but is in the incorrect position for the play will be perceived as being unsuccessful.

The 3-Umpire system builds off of the 2-Umpire system which umpires are first taught within the Baseball Canada Umpiring Program. A sound understanding of the 2-Umpire system will assist all umpires in understanding, and implementing, the 3-Umpire system as they continue to develop their umpiring skills as it relates to positioning. As an umpire progresses through the Baseball Canada Umpiring Program, the opportunity to umpire in a 3-Umpire system presents itself at both Provincial and National Championships. In addition, the 3-Umpire system is the foundation of the 4-Umpire system.

This manual has been created for all umpires within the program who umpire in a 3-Umpire system, as well as those transitioning from the 2-Umpire system to the 3-Umpire system. Some umpires will choose to review the manual on a regular basis and others will turn to it when a situation arises which they are unsure of the proper rotation for a particular play. Each situation has been broken down and includes both the text of the proper rotation as well as a diagram to supplement the text; it is important that an umpire utilise both in combination to gain a complete understanding of each rotation. It is recommended that umpires, especially those new to the 3-Umpire system, have the manual with them as a resource for whenever it is needed, and can facilitate discussions amongst crews prior to and after a game.

This manual also discusses some of the fundamental mechanics and techniques of umpiring, as well as discussing the proper positioning of umpires throughout the course of the game. This manual is not an interpretational manual. Umpires must continue to become more knowledgeable on the Official Rules of Baseball as well as specific Canadian Content Rules and Interpretations.

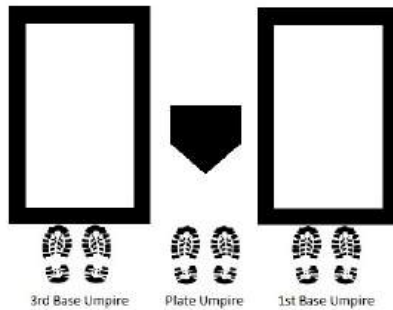
This manual is a revision of the original 3-umpire system manual that has been in use over the past few years. These revisions are in line with the most up to date terminology and the evolution of umpire mechanics and rotations that are currently being used.

FUNDAMENTALS

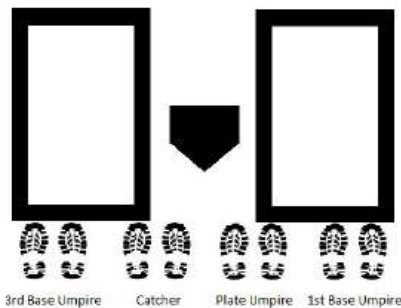
FUNDAMENTALS

POSITIONING PRIOR TO THE START OF THE GAME

If prior to the start of the game umpires are required on the field for the playing of the National Anthem, umpires will take a position standing beside each other, or with the catcher between them, with their toes lined up with the back line of the batter's box. The 1st base umpire will be positioned on the 1st base side of the field and the 3rd base umpire will be positioned on the 3rd base side of the field. Umpires should be respectful and not speak with each other during the playing of the National Anthem; umpires must present themselves in a professional and respectful manner from the moment they walk on to the field.



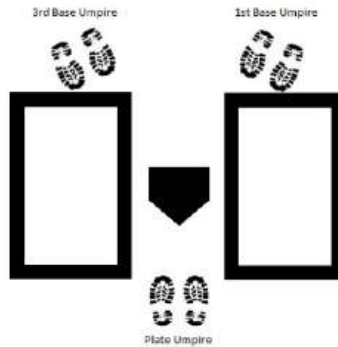
POSITIONING FOR NATIONAL ANTHEM



POSITIONING FOR NATIONAL ANTHEM WITH CATCHER

During the ground rules meeting, the plate umpire will take their position behind home plate facing the field; the base umpires will stand on the opposite side facing the plate umpire. The 1st base umpire will be positioned on the 1st base side of the field and the 3rd base umpire will be positioned on the 3rd base side of the field. The

ground rules meeting is a very important part of the game and should not be rushed, it is an opportunity to clarify or address any items prior to the start of the game; it is the first opportunity to show good game management as an umpire.



POSITIONING FOR GROUND RULES

After the National Anthem and ground rules meeting, the plate umpire should move to a position along one of the foul lines. It is recommended that the plate umpire take the opportunity to watch a few pitches prior to the start of the game; this would also be the case prior to the start of the bottom of the 1st inning. Prior to putting the ball in play, the plate umpire should also take the time to scan the playing field, specifically behind home plate and in the vicinity of the dugouts.

The 1st base umpire should jog to a position a couple feet on to the outfield grass between 1st and 2nd base, and the 3rd base umpire to a similar position between 2nd and 3rd base. The base umpires should take this opportunity to scan the playing field and make sure to address any items such as gates being open or equipment left on the field. As the catcher throws the last warm-up pitch to 2nd base, the base umpires should use that as a cue to jog to their starting positions at P2 and P5 to start the game.

PAUSE-READ-REACT

The **'pause-read-react'** technique is utilised in all umpiring systems including the 3-Umpire system. In the 3-Umpire system, the addition of a 3rd umpire makes it equally as important to not only read the ball and the fielders, but also the other umpires. The addition of a 3rd umpire allows crews to rotate with the concept of always keeping an umpire ahead of the lead runner.

In the 3-Umpire system, with no runners on base, a base umpire will always go out on a fly ball to the outfield. In this situation, both base umpires would utilise the **'pause-read-react'** technique. The **'PAUSE'** begins with both base umpires taking a **'read step'** forward opening up to the field. From this position the base umpires will hesitate momentarily taking their eyes off of the ball and focusing their attention on the elements of the **'read'** portion, including the fielders and the other base umpire. With runners on base, the base umpire positioned at either P2 or P5 will again use a **'read step'** opening up to the field and pausing to read the fly ball and determine responsibility.

The **'READ'** portion consists of the base umpires reading the reactions of the fielders, both the outfielders and the infielders, as well as the reactions of the other umpires in determining responsibilities during rotations. With no runners on base, the base umpires are reading the reaction of the centre fielder, as one of the base umpires will be going to the outfield, and the 3rd base umpire must read the reaction of the 1st base umpire. It is recommended that in the 3-Umpire system, rotations are based off the 1st base umpire as opposed to the 3rd base umpire. This must be discussed as a crew prior to the game.

With runners on base, the base umpire positioned in the infield will also use this technique in determining whether to move to the grass dirt line for a **'trouble'** fly ball to the outfield, which is their responsibility, or to remain in a position within the working area for a routine fly ball. Unlike with no runners on base, the **'read step'** will be replaced with the **'step-up, turn, and face the ball'** technique.

With no runners on base, the **'REACT'** portion consists of the base umpires reacting to the fly ball and either taking responsibility and going to the outfield, or coming in to the infield and taking responsibility for the batter-runner. With runners on base, the **'react'** portion may consist of: taking responsibility and going to the outfield for a fly ball if positioned at P2 or P5, moving to the grass dirt line for a **'trouble'** fly ball if positioned in the infield, all movements associated with rotating as a crew.

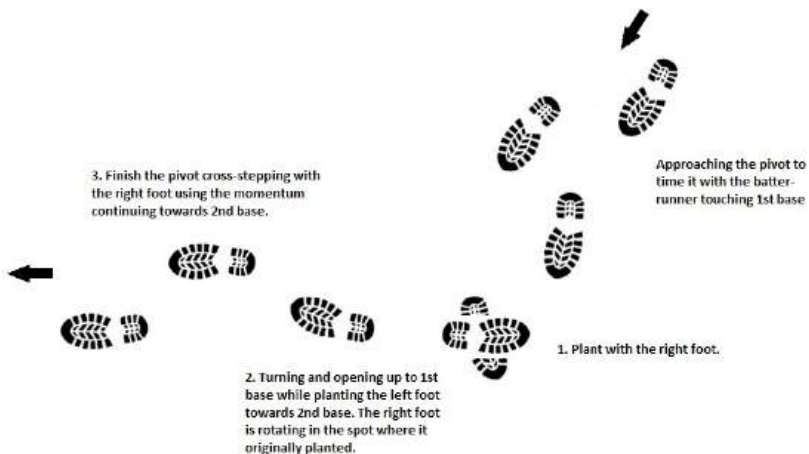
The **'pause-read-react'** technique, or portions of it, should be used by all umpires in almost every situation, no matter how quickly it may occur in its application. Prior to any pitch, or throw, all umpires should **'read'** where the fielders are positioned. Communication between the crew prior to each pitch, or throw, will assist in reminding each other of the expected rotation and responsibilities prior to having to **'react'**.

PIVOT

The **'pivot'** mechanic is utilised by the 1st base umpire in a 3-Umpire system when required to move from their starting position at P2 into the infield and take responsibility for the batter-runner. The mechanic allows the 1st base umpire to continually watch the batted ball while moving into the infield and timing their 'pivot' to allow them to watch for the batter-runner touching 1st base as well as any possible obstructions while rounding the base. The 'pivot' allows the 1st base umpire to stay ahead of the batter-runner in case they decide to continue advancing on the bases.

The 1st base umpire, after having utilised the **'pause-read-react'** technique will run in a straight line to a spot in the infield approximately 2 to 3 steps towards the 2nd base side of the cut-out. From that spot they will begin the 'pivot', which can be broken down into 3 steps; the first of which is planting their right foot. For the second step, the base umpire will then open their body towards 1st base, timing their step with the batter-runner rounding 1st base, and planting their left foot towards 2nd base. For the final step they will then finish the 'pivot' cross-stepping with their right foot using the momentum and continuing towards 2nd base.

Each individual umpire must consider their own physical abilities, as well as the speed of the batter-runner, when determining where to 'pivot' in order to stay ahead of the batter-runner. It may be necessary to 'pivot' closer to the cut-out or further towards 2nd base in individual cases; umpires must not simply run to the exact same spot every time to 'pivot'. In extenuating circumstances on quickly developing plays, a right shoulder check is acceptable. The proper pivot remains the recommended mechanic on watching the touch of first base and any possible obstruction.



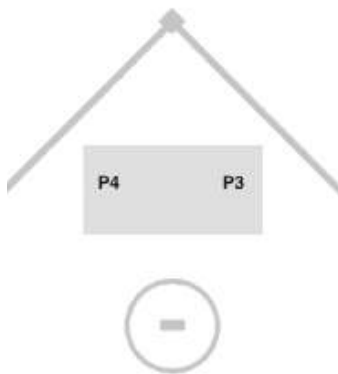
FUNDAMENTALS

WORKING AREA

The **‘working area’** is a term, which refers to the area behind the pitcher’s mound, within the infield, in which a base umpire will position themselves to observe the play, and their responsibilities, as it develops. From the ‘working area’ a base umpire will move into a position to make a call on a play as it develops. The concept of the ‘working area’ ensures that a base umpire doesn’t over commit to any base prior to a play developing, and that the base umpire is in a good position to react to a play at any base. If no play develops at a base, the base umpire should remain within the ‘working area’.

In the 3-Umpire system, with runners on base, the exception being a runner on 3rd base only, one of the base umpires will be positioned in the infield, at P3, deep P3, or P4 starting position. When an umpire leaves the infield area and takes responsibility for a fly ball to the outfield, the remaining base and plate umpires will revert to the 2-Umpire system. When reverting to the 2-Umpire system, the remaining base umpire will remain positioned within the ‘working area’ to observe the play as it develops.

In terms of width, the ‘working area’ itself is defined on either side of the pitcher’s mound by the P3 and P4 starting positions respectively. In terms of depth, the P3 and P4 starting positions define the back edge of the area and the front edge would be approximately 10’ towards the pitching mound; this would allow the base umpire to take two to three steps towards the mound opening up towards the field while still being within the defined area. A proper starting position in either P3 or P4 will ensure that the base umpire is in a good position within the working area and will help provide a proper reference point.



THE WORKING AREA

STEP-UP, TURN, FACE THE BALL

The **'step-up, turn, and face the ball'** mechanic is utilised in all umpiring systems by a base umpire working within the infield. The technique ensures that the base umpire always keeps the ball in front of them, never turning their back on the ball and always having their chest facing the ball. The base umpire will **'step-up'** with the foot in which the ball passes that side of their body. For example, if the base umpire is in their starting position at P3 on the 2nd base side of the mound and a ground ball is hit to the shortstop, they would **'step-up'** with their right foot as the ball passes by them. The base umpire will then take a step with their other foot forming the **'turn'** portion of the technique. Lastly, the base umpire will take a drop step with their original foot completing the technique and ending up in a position to **'face the ball'**. The base umpire should never turn their back on the ball and should always keep in mind the concept of keeping their chest to the ball. Keeping the ball in front of them, the base umpire will be able to read the developing play and get to the proper position quicker than they would turning their back on the ball and having to relocate it.

4. Drop step with the other foot, while the 'turn' foot rotates in place, so you now 'face' the ball.



3. Step with the other foot creating the 'turn' portion

2. 'Step-up' with the foot on the side the ball passes.



1. Starting position with feet square to home plate in a 'hands-on-knees' set.

STEP-UP, TURN, FACE THE BALL FOOTWORK

POSITIONING FOR PLAYS AT HOME

If there is a play at home, the PU's starting position is always from the point of the plate. When the ball is hit and a runner is attempting to score, PU will remove their mask and hold their position. As the play develops, they will adjust their position using the Track System which will allow them to get into the "window" to see the critical action, that being a tag/no tag situation. They will continue to work the play always aiming to get into the "window" using quiet steps, moving to the left or the right on an arc, which will allow them to get into the "window". The guiding principles of the Track System are as follows:

1. Stay close to the catcher


When a runner is attempting to score, the catcher will move to a position in front of the plate. This will create distance between the catcher and PU. PU will hold their position at the point of the plate removing their mask.

2. Follow the catcher

While maintaining distance, if the catcher moves to their right to receive the ball, PU will move to the right. If the catcher moves to their left, PU will move to the left as well (This is the TRACK). In following the catcher, PU should always be aware of the location of the plate in relation to the play.



3. Stay in the window

The "window" is the area where the critical action will take place, in other words, where the tag/no tag will occur. The window is a 90-degree area between the runner and the catcher. PU's position should always be in between these two players. PU's responsibility is to react to the catcher and not the throw as the catcher's reaction will determine how and where PU will adjust their position to see the critical action. PU will use small quiet steps moving to their left or their right depending on where the "window" will develop.




CORRECT POSITIONING FOR SWIPE TAG FROM 3RD BASE LINE EXTENDED

FUNDAMENTALS




INCORRECT POSITIONING FOR SWIPE TAG FROM 1ST BASE LINE EXTENDED



CORRECT POSITIONING FOR SLIDE PLAY FROM 1ST BASE LINE EXTENDED

FUNDAMENTALS



INCORRECT POSITIONING FOR SLIDE PLAY FROM 3RD BASE LINE EXTENDED

TIME PLAYS

A 'time play' is a play in which the 3rd out is recorded on the bases at approximately the same time that another runner is attempting to score a run. The majority of 'time plays' occur during situations in which a runner is in scoring position at 2nd base with 2 outs. There are other scenarios however; including situations where there are multiple runners on base with only 1 out and a fly ball is hit with runners tagging up attempting to advance, as well as runners retreating to a base on a fly ball which is caught while another runner tags up. The plate umpire must be aware of the situation at all times and recognize when a 'time play' situation develops. For simple scenarios with a runner on 2nd base with 2 outs, umpires should use a signal to communicate with each other reminding them that the possibility exists. A commonly used signal is for umpires to indicate 2 out and then point down to home plate.

As the 'time play' situation develops, the plate umpire must move to a position behind home plate approximately 6-8' and line up the runner attempting to score with the possible 3rd out on the bases, whichever base that may occur at. From this position the plate umpire will watch and judge whether the runner touches home plate before or after the 3rd out keeping in mind that the runner is out at the moment the tag, or appeal, is recorded and not when the base umpire gives the 'out' mechanic.

If the run scores, the plate umpire will communicate, "**That run scores! That run scores!**" while emphatically point at the plate twice. The plate umpire will then turn around and communicate, "**Score that run!**" while pointing up to the press box or scorekeeper. If more than one run scored during the play, the plate umpire might have to visually and verbally indicate to the scorekeeper the number of runs that scored.

If the run does not score, the plate umpire will communicate, "**No run scores! No run scores!**" while facing the press box or scorekeeper and waving their arms in cross-wise manner above their head.

FUNDAMENTALS

POSITIONING BETWEEN INNINGS

A major change to the 3-umpire system is fly ball responsibilities in the outfield with runners on base. On routine catchable fly balls to the outfield, the umpire who is positioned in either P3 or P4 will have responsibility for the catch/no catch. A routine catchable fly ball is one whereby an outfielder, with little to no effort, is positioned under the fly ball and could easily make a catch. In the event that a routine catchable fly ball is dropped, the responsibility for the catch/no catch remains with the umpire positioned in P3 or P4.

Conversely, the responsibilities on a trouble fly ball will remain with the umpire who is positioned in either P3 or P5. It now becomes paramount that all umpires will need to better “read” fly balls to the outfield. A trouble fly ball is :

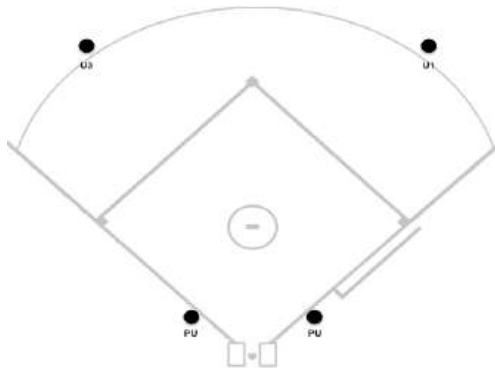
A deep fly ball where an outfielder turns their back and runs toward the fence on a potential home run ball;

- Where multiple players are converging on a fly ball;
- Where a catch is being made below the waist;
- Where an outfielder moves toward the foul line for a possible fair/foul decision.

Umpires are reminded to use the “Pause, Read and React” technique to determine whether a batted ball is “trouble” or not, the fielder will help you in this task. However, if there is doubt, it is better to go out on a fly ball to the outfield and communicate this to your partners so that they may know what their responsibilities will be.

In between innings it is recommended that the plate umpire move to a position along one of the foul lines, approximately 1/3 of the way towards 1st or 3rd base. The plate umpire must use good game management skills in determining their positioning between innings.

In between innings it is recommended that base umpires jog to a position a couple feet on to the outfield grass between 1st and 2nd base or 2nd and 3rd base respectively. The base umpires must always consider the body language they are demonstrating while standing at their positions between innings. As the catcher throws the last warm-up pitch to 2nd base, the base umpires should use that as a cue to jog to their positions at P2 and P5 to start the inning.



POSITIONING BETWEEN INNINGS

POSITIONING DURING PITCHING CHANGES

During pitching changes it is recommended that the plate umpire move to a position along one of the foul lines, approximately 1/3 of the way towards 1st or 3rd base. The plate umpire should utilise good game management skills and move to the foul line opposite of the team making the pitching change. This position prevents the plate umpire from having any potential confrontations with either the pitcher being removed or the manager making the pitching change.

There are several recommended positions for the base umpires to choose from during pitching changes. The base umpires should consider the level of baseball, the dimensions and set up of the field, as well as utilising good game management skills. For higher levels of baseball which have a bullpen area on the field, it is recommended that the base umpires, once notified by the plate umpire, or after the manager has indicated the change to the bullpen, jog towards the bullpen while visually and verbally calling for the new pitcher; the 1st base umpire is responsible for the 1st base side bullpen and the 3rd base umpire is responsible for the 3rd base bullpen. The base umpires are not required to jog all the way to the bullpen, and should stop once it is apparent that the new pitcher has stopped warming up and is making their way to the playing field. The second option would be a position similar to that of between innings, a couple feet on to the outfield grass keeping in line with P3 or P4 depending on where they would normally take their starting position. The third option is to simply hold their position wherever they are on the field.

The above positions are recommendations and umpires must utilise common sense and good game management skills. Umpires should attempt to avoid confrontations with pitchers and managers, and must not give the appearance of fraternizing with players of the defensive team on the field.

NO RUNNERS

CONTENTS

SITUATION 3U-1	BASIC POSITIONS
SITUATION 3U-2	GROUND BALL OR BUNT TO THE INFIELD
SITUATION 3U-3	BASE HIT OR EXTRA BASE HIT TO THE OUTFIELD
SITUATION 3U-4	RESPONSIBILITIES ON A FLY BALL TO THE OUTFIELD
SITUATION 3U-5	RESPONSIBILITIES ON LINE DRIVES OR FLY BALLS TO THE INFIELD
SITUATION 3U-6	FLY BALL HIT TO LEFT FIELD SIDE OF CENTER FIELDER
SITUATION 3U-7	FLY BALL HIT DIRECTLY AT OR TO THE RIGHT FIELD SIDE OF CENTER FIELDER

NO RUNNERS

SITUATION 3U-1 BASIC POSITIONS

PLATE UMPIRE

PU stands in the slot behind the catcher until the batter hits the ball. **This position is referred to as P1.**

U1

U1 moves aggressively inside the base path between 1st and 2nd base and makes their pivot watching for the batter-runner's touch of 1st base. In extenuating circumstances on quickly developing situations, a right shoulder check is acceptable to see the touch of first base and any obstruction that may occur.

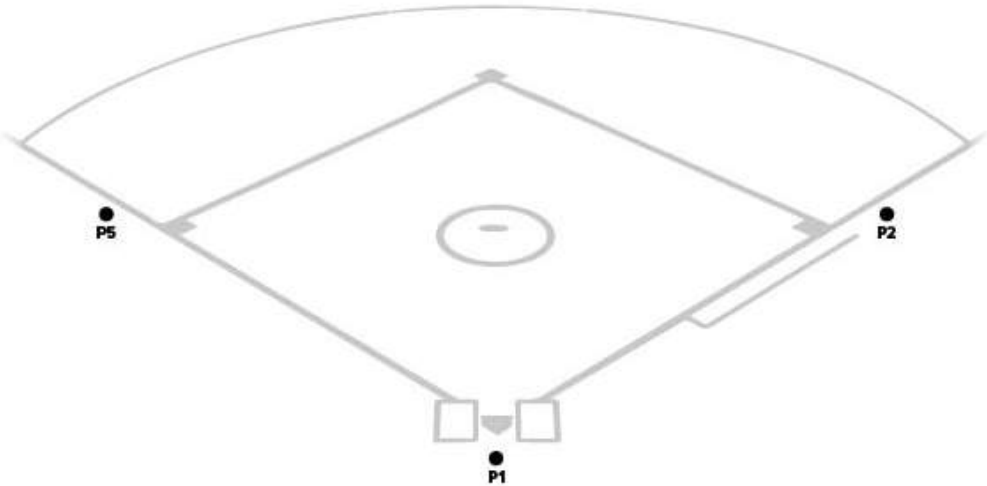
U3

U3 should be positioned 10-12' behind the 3rd baseman with both feet in foul territory. If the 3rd baseman moves backwards, so will U3. However, the distance between U3 and 3rd baseman will get closer, with U3 never being closer than 4-6'. If the 3rd baseman moves forward and is parallel with, or closer than the base, U3 will be positioned 12-15' behind 3rd base. U3 will assume a set position as the pitcher begins their delivery to ensure they are set for each pitch. **This position is referred to as P5.**

NOTES

Prior to the pitch being delivered, both base umpires need to come set. Whether it is hands-on knees set position or a standing set position, this is left to the individual umpire.

**SITUATION 3U-1
BASIC POSITIONS**



NO RUNNERS

SITUATION 3U-2 GROUND BALL OR BUNT TO THE INFIELD

PLATE UMPIRE

PU will exit left and move aggressively up the 1st base line following the batter-runner. PU will hustle as far as possible down the line coming to a standing set position no further than the 45' line, straddling the foul line. their main responsibilities are any **fair / foul** calls prior to a base, watching for **runner's lane interference** and any **overthrows** at 1st base. It is essential that the PU watch the release of the throw by the fielder to ensure that it is a true throw and assist in anticipating any type of trouble play. On batted balls near either foul line, PU is responsible for the **fair / foul** decision on balls up to but not including the base. PU will stop in a position straddling the foul line before making the call. On balls hit in front of the plate, they may need to take a position on the **1st or 3rd base line extended**. They are responsible for all calls at home plate.

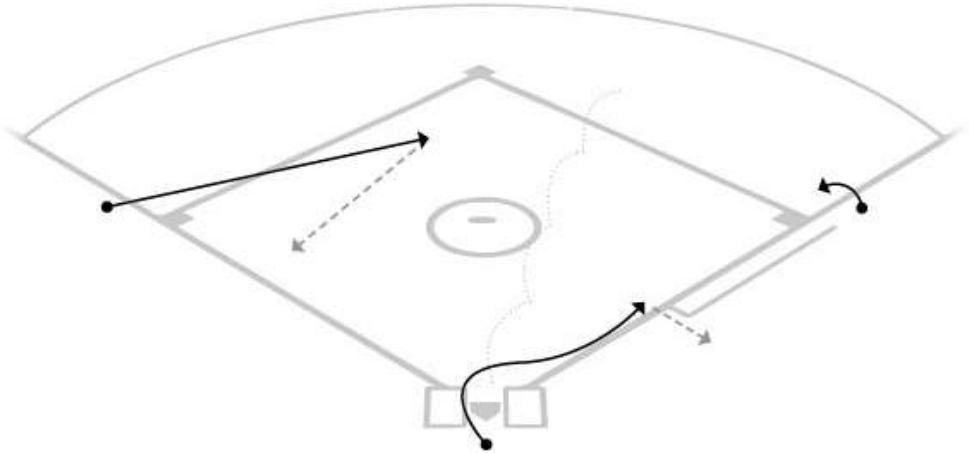
U1

U1 should take a read step with their left foot forward opening up to the infield, allowing them to **pause, read, and react** to the play. From that position U1 will move to a spot approximately 12-15' from 1st base creating a 90-degree angle from where the throw is originating and squaring their legs and body to the base. U1 will watch the release of the ball by the fielder, and after ensuring it is a true throw, come to a set position, turning and squaring their head and shoulders to the base. If U1 reads that the throw from the fielder is not a true throw, they will remain in a standing position and take a step in whatever direction necessary to create the best angle possible to make the call on a possible swipe tag or to see whether the fielder pulled their foot off the base. U1 should always be in fair territory unless they read "**pressure**" from the 2nd baseman moving towards them, or in some cases when the throw originates in foul territory between home and 1st base.

U3

U3 will **pause, read and react** to determine if they have a fair/foul responsibility first. If there is no fair/foul responsibility, U3 will head toward the cut-out area at 2nd base for any possible plays. If U3 has a fair/foul responsibility, they will first take a position straddling the line to make the call. If fair, they would wait until the ball is fielded and then head towards the cut-out area at 2nd base. U3 would also be responsible for any subsequent plays at 2nd or 3rd base.

**SITUATION 3U-2
GROUND BALL OR BUNT TO THE INFIELD**



NO RUNNERS

SITUATION 3U-3 BASE HIT OR EXTRA BASE HIT TO THE OUTFIELD

PLATE UMPIRE

On a base hit, PU exits left and remains in the vicinity of the plate observing the action. On an extra-base hit, PU exits left and moves aggressively toward 3rd base in foul territory taking up a position that is even with the bag. When PU recognizes that the batter-runner is breaking toward third base, PU informs their partners “I’ve got 3rd”. From their starting position, PU will line up the bag, the throw and themselves and adjust accordingly to make the call.

U1

U1 is responsible for communicating fair / foul on batted balls close to the line. Should U1 read that it is a base hit, or extra base hit, U1 will move aggressively into foul territory and is responsible for watching the batter-runner touch 1st base and any possible obstructions on the batter-runner. U1 is responsible for all plays at 1st base. On an extra-base hit, once the batter-runner has touched 2nd base, from their position in foul territory, U1 will rotate to the plate informing their partners I’ve got the plate and take up a position at the point of the plate to prepare for a play and will adjust accordingly to make the call. If the batter-runner stops their advance between 2nd base and 1st base, U1 must remain in the vicinity of 1st base and is responsible for the call at 1st base. Should U1 determine it is necessary to go out and follow the batted ball, refer to 3U-7

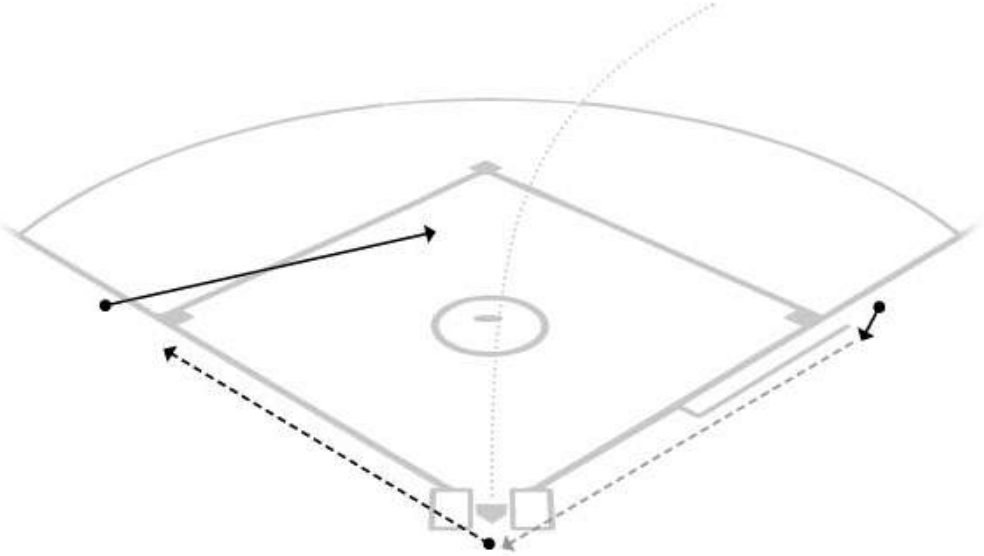
U3

U3 is responsible for communicating fair/foul on batted balls close to the line. Should U3 read that it is a routine base hit, or extra base hit, they will move aggressively towards the cut-out area of 2nd base for the play on the batter-runner. U3 will visually confirm that PU has rotated to 3rd base. U3 is responsible for all calls at 2nd base. Once the batter-runner has touched second base, U3 will go to the outfield side of second base, line-up the runner with themselves and from this position is responsible for the call back at 2nd base.

NOTES

U1 or U3 might determine it is necessary to follow a base hit, or extra base hit, even after determining if it was fair depending on the field, fences, boundary lines, position of bullpens etc. If U1 or U3 goes out, revert to 2-umpire system.

SITUATION 3U-3
BASE HIT OR EXTRA BASE HIT TO THE OUTFIELD



NO RUNNERS

SITUATION 3U-4 RESPONSIBILITIES ON A FLY BALL TO THE OUTFIELD

PLATE UMPIRE

With no runners on base, PU has no fly ball responsibilities to the outfield. Even though PU has no responsibilities regarding catch/no catch or fair/foul, PU must still watch the play in case assistance is requested from another umpire.

U1

U1 is responsible for all fly balls hit directly at and from the center fielder to the right field foul line and into foul territory. These responsibilities include **fair / foul** and **catch / no catch** including verbalization.

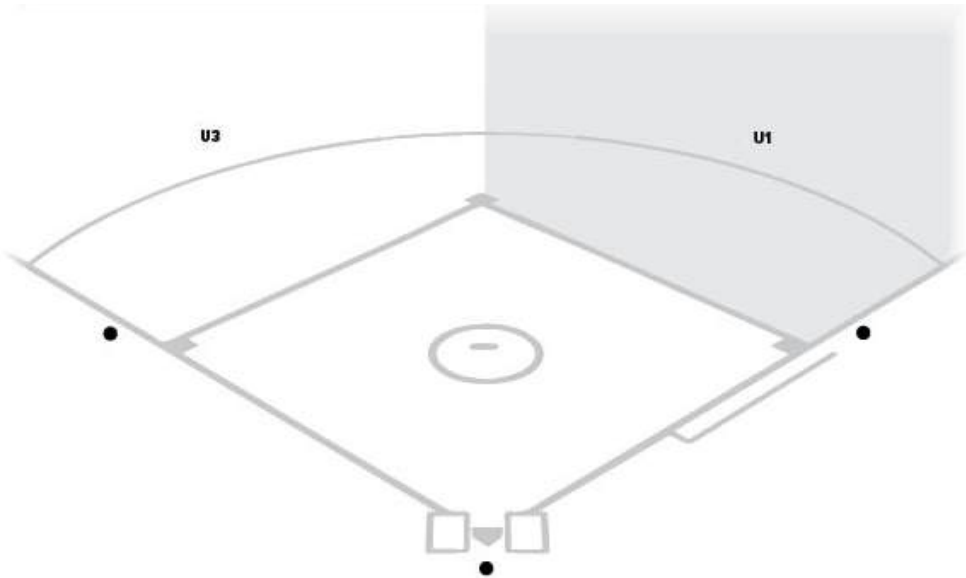
U3

U3 is responsible for all fly balls to the left of the center fielder, including taking the left fielder to the left field foul line and into foul territory. These responsibilities include **fair / foul** and **catch / no catch** including verbalization.

NOTES

Prior to the start of the game, crews must decide which umpire, either U1 or U3, all rotations will be initiated off of. Most crews will rotate off of U1, but it is acceptable to rotate off of U3. It is essential that all rotations are initiated by the same umpire throughout the game. When an umpire does not have a good angle on a **catch / no catch** call, they should not hesitate to ask their partners for help.

**SITUATION 3U-4
RESPONSIBILITIES ON A FLY BALL TO THE OUTFIELD**



NO RUNNERS

SITUATION 3U-5

RESPONSIBILITIES ON LINE DRIVES OR FLY BALLS TO THE INFIELD

PLATE UMPIRE

PU is responsible for all fly balls to the pitcher and catcher. They are also responsible for all line drives at the pitcher. They are responsible for all **fair/foul** calls prior to the base on both 1st base line and 3rd base line.

U1

U1 is responsible for all fly balls to the 1st baseman and 2nd baseman. They are also responsible for all **catch/no catch** on line drives directly at or which take the 2nd baseman towards the 1st base line including all line drives at the 1st baseman. They are also responsible for line drives, which take the shortstop towards 2nd base. They are **NOT** responsible for line drives, which take the 2nd baseman towards 2nd base. They have **fair/foul** responsibilities on anything at 1st base or beyond.

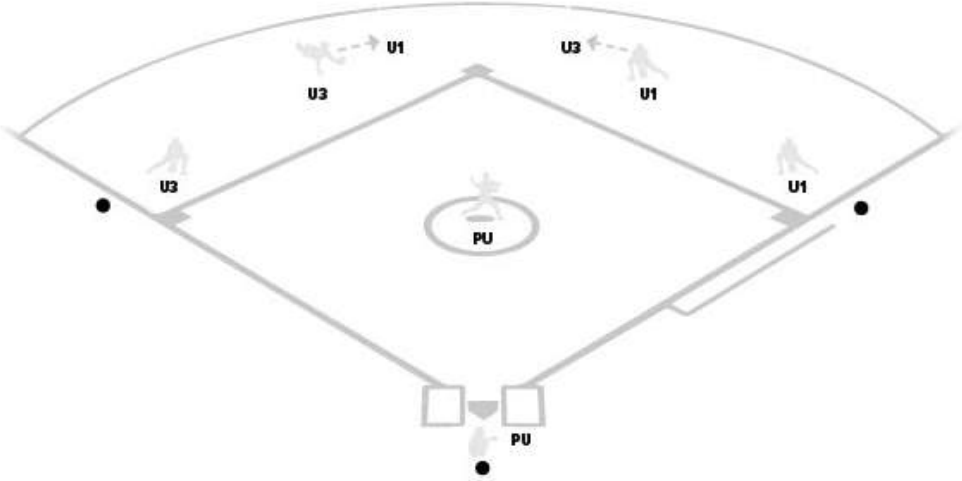
U3

U3 is responsible for all fly balls to the shortstop and 3rd baseman. They are also responsible for all **catch/no catch** on line drives directly at or which take the shortstop towards the 3rd base line including all line drives at the 3rd baseman. They are also responsible for line drives, which take the 2nd baseman towards 2nd base. They are **NOT** responsible for line drives, which take the shortstop towards 2nd base. They have **fair/foul** responsibilities on anything at 3rd base or beyond.

NOTES

It is important that a crew use visual communication with each other prior to signaling a call. There are times, specifically with line drives, where another umpire might have a better angle to assist with making a **catch/no catch** call. As a crew, these responsibilities should be discussed prior to a game, as well as what to do should a situation arise where another umpire might have information to assist the umpire responsible for the call.

SITUATION 3U-5
RESPONSIBILITIES ON LINE DRIVES OR FLY BALLS TO THE INFIELD



NO RUNNERS

SITUATION 3U-6

FLY BALL HIT TO LEFT FIELD SIDE OF CENTER FIELDER

PLATE UMPIRE

PU exits left and takes a few steps in the direction of the baseball. If the ball is uncaught, PU makes their way to the point of the plate and is responsible for all calls at home on the batter-runner. PU must remember to watch the ball at all times in case U3 needs help on a close call.

U1

U1 moves aggressively inside the base path between 1st and 2nd base and makes their pivot watching for the batter-runner's touch of 1st base. In extenuating circumstances on quickly developing situations, a right shoulder check is acceptable to see the touch of first base and any obstruction that may occur. U1 is responsible for all calls on the batter-runner at all bases.

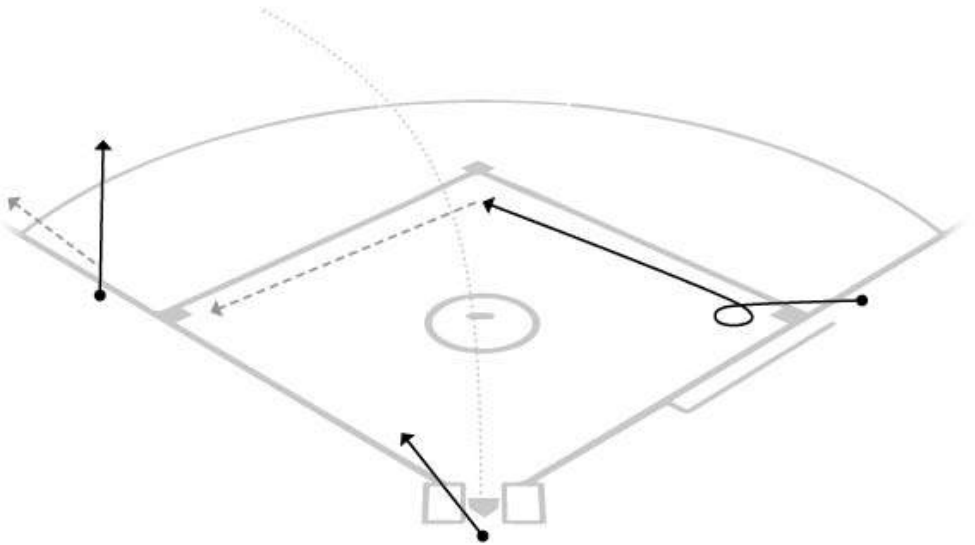
U3

U3 lets their partners know they are responsible for the fly ball by verbalizing, "**I'm going out**". U3 is responsible for the **fair/foul** and **catch/no catch** calls. U3 must get as much distance as possible while creating the best angle to make the calls; if necessary, U3 should sacrifice some distance to get the best possible angle. U3 must be stopped and in a standing set to make any calls. If the fly ball is in the vicinity of the fair/foul line, U3 must be set and straddling the line. When U3 goes out in this situation, they stay out until the play is complete.

NOTES

For foul fly balls on the 3rd base side which are still in the vicinity of the 3rd baseman or just beyond, PU will get distance towards the ball as U3 follows the 3rd baseman to the ball. If a situation arises in which the ball is caught and U3 is blocked out and PU has the best view, both umpires must communicate with each other in order to avoid making a double call. A good rule of thumb is whichever umpire has the fielder catching the ball open towards them is the one responsible for signaling the call.

SITUATION 3U-6
FLY BALL HIT TO LEFT FIELD SIDE OF CENTER FIELDER



NO RUNNERS

SITUATION 3U-7

FLY BALL HIT DIRECTLY AT OR TO THE RIGHT FIELD SIDE OF CENTER FIELDER

PLATE UMPIRE

PU exits left and moves up the 1st base line in foul territory following the batter-runner, preparing to make any call on them by lining up the bag, the ball and the throw in foul territory. PU is responsible for the batter-runner's touch of 1st base. Once the batter-runner has touched 2nd base, the plate umpire moves aggressively towards home plate via foul territory and prepares for a potential play at the plate. PU must ensure that a run-down doesn't develop before returning to home.

U1

U1 lets their partners know they are responsible for the fly ball by verbalizing, "**I'm going out**". U1 is responsible for the **fair/foul** and **catch/no catch** calls. U1 must get as much distance as possible while creating the best angle to make the calls; if necessary, U1 should sacrifice some distance to get the best possible angle. U1 must be stopped and in a standing set to make any calls. If the fly ball is in the vicinity of the fair/foul line, U1 must be set and straddling the line. When U1 goes out in this situation, they stay out until the play is complete.

U3

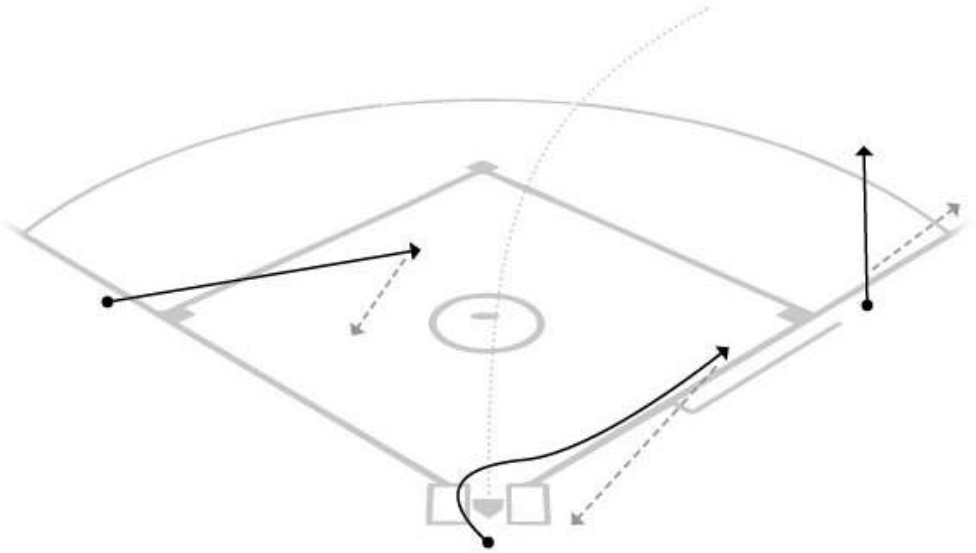
U3 moves aggressively towards the **cut-out** at 2nd base to take the play on the batter- runner. They are responsible for all calls at 2nd and 3rd base.

NOTES

For foul fly balls on the 1st base side which are still in the vicinity of the 1st baseman or just beyond, PU will get distance towards the ball as U1 follows the 1st baseman to the ball. If a situation arises in which the ball is caught and U1 is blocked out and PU has the best view, both umpires must communicate with each other in order to avoid making a double call. A good rule of thumb is whichever umpire has the fielder catching the ball open towards them is the one responsible for signaling the call.

SITUATION 3U-7

FLY BALL HIT DIRECTLY AT OR TO THE RIGHT FIELD SIDE OF CENTER FIELDER



R1 ONLY

CONTENTS

SITUATION 3U-8	BASIC POSITIONS
SITUATION 3U-9	GROUND BALL OR BUNT TO THE INFIELD
SITUATION 3U-10	BASE HIT OR EXTRA BASE HIT TO THE OUTFIELD
SITUATION 3U-11	RESPONSIBILITIES ON A FLY BALL TO THE OUTFIELD
SITUATION 3U-12	RESPONSIBILITIES ON LINE DRIVES OR FLY BALLS TO THE INFIELD
SITUATION 3U-13	FLY BALL TAKING LEFT FIELDER TOWARDS LEFT FIELD LINE
SITUATION 3U-14	FLY BALL BETWEEN THE CENTER AND LEFT FIELDERS OR DIRECTLY AT THE LEFT FIELDER
SITUATION 3U-15	FLY BALL DIRECTLY AT THE CENTER FIELDER OR BETWEEN THE CENTER AND RIGHT FIELDERS
SITUATION 3U-16	FLY BALL DIRECTLY AT THE RIGHT FIELDER OR TAKING THE RIGHT FIELDER TOWARD THE RIGHT FIELD LINE
SITUATION 3U-17	STEAL OF 2ND BASE
SITUATION 3U-18	RUN-DOWN BETWEEN 1ST AND 2ND BASE

R1 ONLY

SITUATION 3U-8 BASIC POSITIONS

PLATE UMPIRE

PU stands in the slot behind the catcher until the batter hits the ball. This position is referred to as **P1**.

U1

U1 sets up 10-12' behind the 1st baseman holding on R1. If the 1st baseman is not holding R1, then refer to 3U-1. U1 should be completely in foul territory. U1 may angle their feet slightly towards the pitcher's mound as long as when the pitch is delivered, their shoulders and head are square to home plate. U1 should assume a hands-on-knees **set position** as the pitcher is *touching the rubber* and remain there as the pitch is delivered. U1 should not have to move to make a decision on a pick-off play at 1st base from this position. This position is referred to as **P2**.

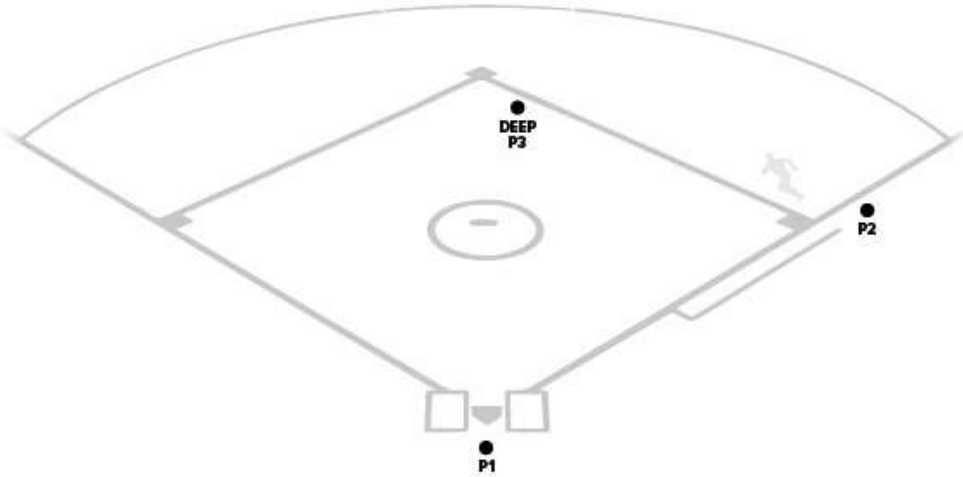
U3

With a runner on 1st only, U3 must be set up in a deep P3 starting position. U3 will take a position at the edge of the grass dirt line of the infield and will be square to the opposite dugout and not home plate. Their position will be approximately 10-12 from 2nd base, or the cut-out area semi-circle. U3 has the option of starting in deep P4 with R1, however, deep P3 is the preferred starting position. U3 will assume a hands-on-knees set position as soon as the pitcher is touching the rubber. This position is referred to as deep P3.

NOTES

Although U3 has the option to set up on either side of the mound, their responsibilities remain the same in all of the subsequent situations outlined in this manual. It is however recommended that U3 take a starting position on the 1st base side. This position provides U3 the best possible angle for a steal of second, which is the reason for the deep starting position. From this side, U3 reduces the chances of being blocked out by a fielder or the base.

**SITUATION 3U-8
BASIC POSITIONS**



SITUATION 3U-9
GROUND BALL OR BUNT TO THE INFIELD

PLATE UMPIRE

PU is responsible for all fair/foul decisions on the 3rd base line and all fair/foul decisions up to the 1st base bag on the 1st base line. PU will stop in a position straddling the foul line before making the call. On balls hit in front of the plate, PU may need to take a position on the 1st or 3rd base line extended. On a ground ball, PU exits left and begins to move up the 3rd base foul line in foul territory. If the ball is fielded, PU will stop and move aggressively up the 1st base foul line and is responsible for awarding bases on overthrows going into dead ball territory. If the ball makes it through the infield, PU will aggressively move to 3rd base in foul territory and take up a position in foul territory lining up the ball, the base and the umpire and will adjust to make the call. PU will continue to 3rd base, see 3U-10.

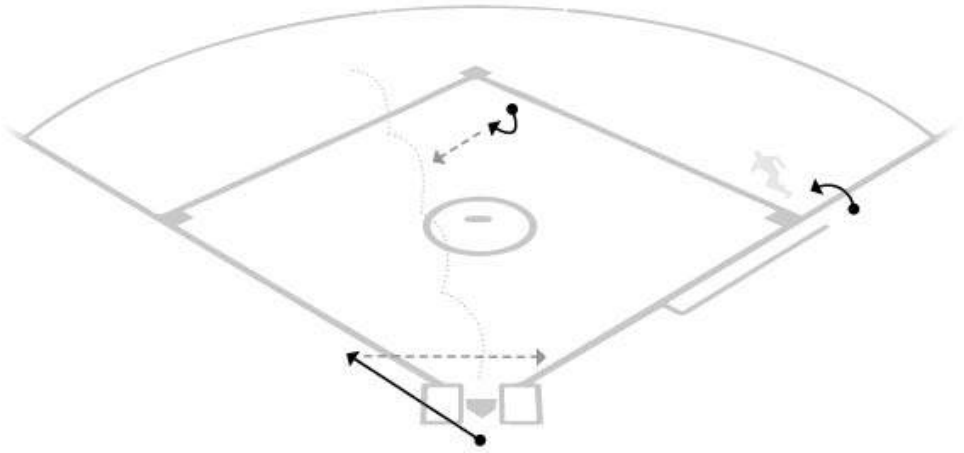
U1

U1 is responsible for any fair/foul decisions at first base or beyond. U1 should take a read step with their left foot forward opening up to the infield, allowing them to pause, read, and react to the play. From that position U1 will move to a spot approximately 12-15 feet from 1st base creating a 90-degree angle from where the throw is originating and assume the set position. If U1 reads that the throw from the fielder is not a true throw, U1 will remain in a standing position and take a read step in whatever direction necessary to create the best angle possible for a swipe tag or to see whether the fielder pulled their foot off the base. U1 should always be in fair territory unless “pressure” is read from the 2nd baseman moving towards them, or in some cases when the throw originates in foul territory between home and 1st base. Should a run-down develop between 1st and 2nd base, U1 will be responsible for their half and should communicate, “I’ve got this half” to their partner. If the ball gets through the infield without being fielded, refer to 3U-10.

U3

U3 will step-up, turn and face the ball with their chest. U3 should step up with their foot on the side that the ground ball passes them on. If there is a play at 2nd base, U3 should turn towards the base and without getting into the throwing lane, take the play on the 3rd base side of 2nd base from a **set position**. Reading a true throw will again let U3 make any possible adjustments prior to getting set. If required, U3 may have to take a couple steps to get in to the best possible position. U3 is responsible for plays at 2nd base as well as their end of a run-down. Once the ground ball is fielded, U3 is now responsible for plays at 2nd and 3rd base and he will have to split the difference between the two bases. If the ground ball gets through the infield, refer to 3U-10.

SITUATION 3U-9
GROUND BALL OR BUNT TO THE INFIELD



SITUATION 3U-10
BASE HIT OR EXTRA BASE HIT TO THE OUTFIELD

PLATE UMPIRE

PU is responsible for all fair/foul decisions on the 3rd base line; they must be in a set position on the line. PU will exit the catcher left and immediately move aggressively all the way to 3rd base in foul territory. PU will communicate, "I've got 3rd if he/she comes". PU will position himself in foul territory so that the ball, base and umpire are in line with the throw coming to 3rd base and adjust accordingly to get into the proper position to make the call. PU will remain in the area of 3rd base and is responsible for all plays at 3rd and their end of a run-down between 2nd and 3rd. If a run-down develops between 3rd and home, PU is responsible for it until U1 is able to take the other half.

U1

U1 is responsible for all fair/foul decisions at, or past, 1st base. U1 will then move in to foul territory in the direction of home plate hesitating in the vicinity of 1st base. U1 is responsible for the batter-runner touching 1st base and any possible obstruction. U1 will then glance over at R1 and mirror their movements. If R1 retreats to 2nd base, U1 will retreat to 1st base in foul territory for a possible play at 1st on the batter-runner. Once U1 ensures that R1 has committed to 3rd base, U1 will continue in foul territory to home plate for any possible plays. U1 must communicate, "I've got the plate" to their partners. U1 should attempt to get to the point of the plate as their starting position and adjust accordingly depending on how the catcher will receive the ball.

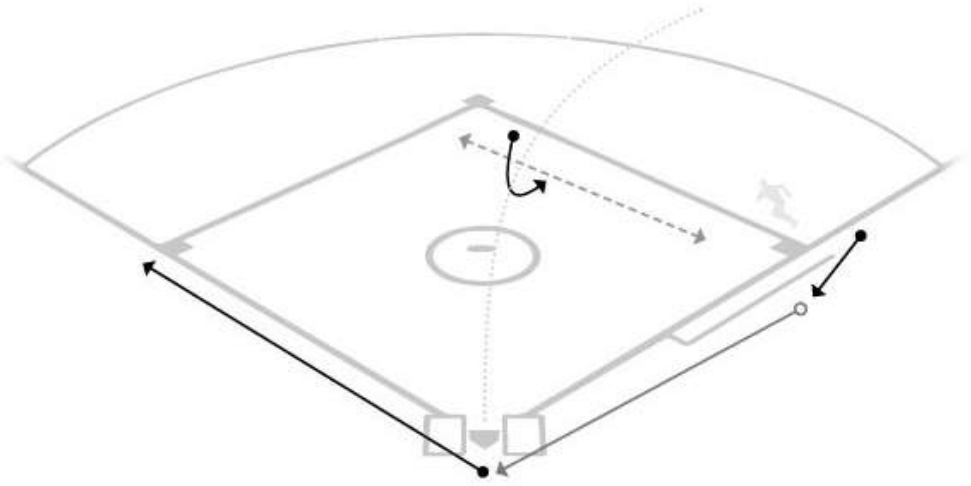
U3

U3 will step up, turn and face the ball with their chest. U3 will aggressively move in to the working area, without back-stepping. From the working area, U3 is responsible for plays at 2nd base and any possible obstructions in that area. Once R1 commits to 3rd base, U3 must visually confirm that PU is on the way to 3rd base and proceed to a position in the working area splitting the difference between 1st and 2nd base. U3 then becomes responsible for the batter-runner and all plays on the batter-runner at 2nd base or at 1st base if U1 has rotated to the plate. Wherever the batter-runner ends up, U3 would be responsible for their half of a run-down between 2nd and 3rd.

NOTES

It is essential that all umpires communicate verbally and visually with each other to ensure a successful rotation. As a crew, communication prior to the play using a pre-arranged signal will act as a reminder that there is a possible rotation.

SITUATION 3U-10
BASE HIT OR EXTRA BASE HIT TO THE OUTFIELD



SITUATION 3U-11
RESPONSIBILITIES ON A FLY BALL TO THE OUTFIELD

PLATE UMPIRE

PU is responsible for all fly balls, which take the left fielder towards the foul line and in to foul territory. PU is responsible for all **fair/foul** and **catch/no catch** calls down the 3rd base line.

U1

U1 is responsible for all fly balls hit directly at the center fielder and all fly balls, which take the center fielder towards the right field foul line. U1 is responsible for all fly balls towards right field, including foul territory. U1 is responsible for all **fair/foul** and **catch/no catch** calls in that area.

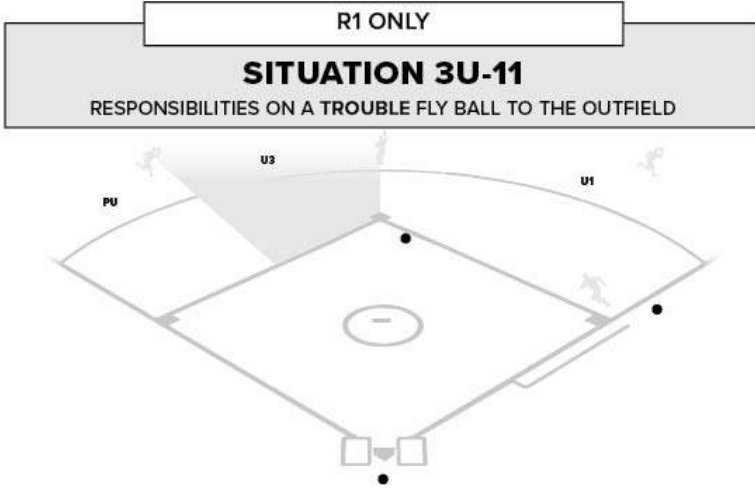
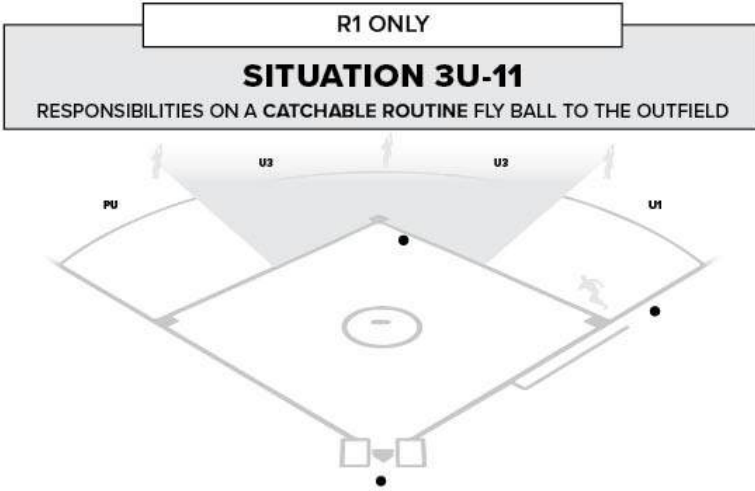
U3

U3 is responsible for all fly balls which take the center fielder towards left field and all fly balls directly at the left fielder or which take them towards center field. U3 will not leave the infield from this position no matter how many outs. Should there be a trouble ball within that area, U3 will go to a position at the grass dirt line to make any **catch/no catch** calls

NOTES

The responsibility of a trouble fly ball hit directly at the center fielder belongs to U1, and not U3, as U1 has the best possible angle for any trouble balls, which may be short hopped by the center fielder. U3 might be closer but is looking straight at the center fielder and therefore has no angle. These responsibilities should be reviewed prior to the game by the crew. A catchable routine fly ball is one in which a fielder moves very little toward the fly ball. Any time an infielder turns their back to the infield, it should be treated as a fly ball to the outfield in terms of responsibilities.

SITUATION 3U-11
RESPONSIBILITIES ON A FLY BALL TO THE OUTFIELD



SITUATION 3U-12
RESPONSIBILITIES ON LINE DRIVES OR FLY BALLS TO THE INFIELD

PLATE UMPIRE

PU is responsible for all fly balls to the pitcher and catcher. They are also responsible for fly balls, which take the 3rd baseman towards the foul line. PU is responsible for all **fair/foul** decisions on the 3rd base line and anything up to the 1st base bag on the 1st base line. PU is responsible for all line drives to the pitcher and a line drive, which takes the 3rd baseman towards the 3rd base line.

U1

U1 is responsible for all fly balls and line drives, which take the first baseman towards the first base line. U1 is responsible for **catch/no catch** calls and any **fair/foul** call, which is at the base or beyond.

U3

U3 is responsible for all fly balls and line drives between the 3rd baseman and the 1st baseman but has no fair/foul responsibilities from this position. U3 will also take responsibility for a fly ball behind the pitcher's mound.

NOTES

It is important that a crew use visual and verbal communication with each other prior to signaling a call. There are times, specifically with line drives, where another umpire might have a better angle to assist with making a catch/no catch call. As a crew, these responsibilities should be discussed prior to a game, as well as what to do should a situation arise where another umpire might have information to assist the umpire responsible for the call.

SITUATION 3U-13
FLY BALL TAKING LEFT FIELDER TOWARDS LEFT FIELD LINE

PLATE UMPIRE

PU will exit the catcher left and move aggressively down the 3rd base line. PU will communicate to their partners, "I've got the ball". PU is responsible for the fair/foul and catch/no catch call. PU will get as much distance as possible towards the $\frac{3}{4}$ point to 3rd base and come to a standing set position to make a call. If the ball is caught, PU will give a mechanic, and after seeing the release of the throw from the outfielder, PU will return to the home plate area and communicate that to their partners "I'm going home". If the ball is not caught, PU will give a mechanic and will complete the rotation to 3rd base positioning themselves in foul territory so that the ball, base and umpire are in line with the throw coming to 3rd base and adjust accordingly to get into the proper position to make the call.

U1

U1 will move aggressively in to foul territory, taking a position, which allows them to line-up the catch and R1 possibly tagging up. U1 would be responsible for plays back in to 1st base on R1. If the ball is not caught, refer to 3U-10.

U3

U3 will step up, turn and face the ball with their chest. U3 will aggressively move in to the working area. U3 is responsible for any play at 2nd base on R1 tagging up. If the ball is not caught, refer to 3U-10.

NOTES

The communication "**I've got the ball**" by PU replaces the communication "**I've got 3rd if they come**" used in 3U-9. This communication indicates that PU is aware that they are responsible for the **fair/ foul** and **catch/no catch** call along with a possible 1st to 3rd rotation if the ball is dropped.

SITUATION 3U-14
FLY BALL BETWEEN THE CENTER AND LEFT FIELDERS OR DIRECTLY AT
THE LEFT FIELDER

PLATE UMPIRE

PU will exit the catcher left and move aggressively towards 3rd base in foul territory approximately 3-6' off the foul line. If the ball is caught, PU will return to home communicating to their partners "I'm going home". If the ball is dropped, refer to 3U-10.

U1

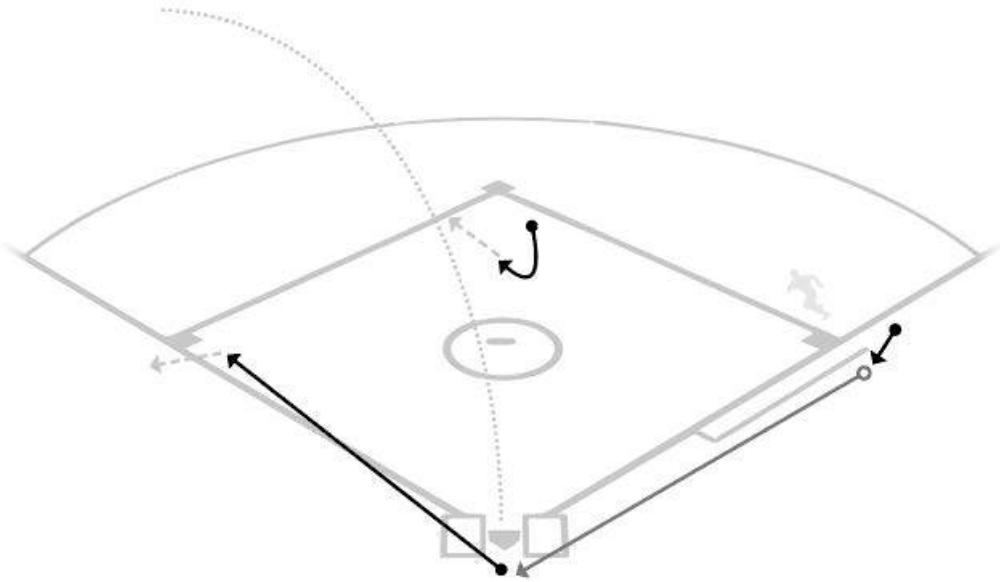
U1 will move aggressively in to foul territory, taking a position, which allows them to line-up the catch, and R1 possibly tagging up. U1 would be responsible for plays back in to 1st base on R1. If the ball is not caught, refer to 3U-10.

U3

U3 will step up, turn and face the ball with their chest. U3 will aggressively move into the working area, without back-stepping. U3 is responsible for the catch/no catch call. If U3 reads the fly ball to be a trouble ball, they will move to the edge of the grass dirt-line and take a standing set to make the call. U3 must aggressively signal the catch/no catch with a mechanic and voice. U3 is responsible for any play at 2nd on R1 tagging. If the ball is dropped, a signal should be made and U3 will aggressively move in to the working area and refer to 3U-10.

SITUATION 3U-14

FLY BALL BETWEEN THE CENTER AND LEFT FIELDSERS OR DIRECTLY AT THE LEFT FIELDER



SITUATION 3U-15
FLY BALL DIRECTLY AT THE CENTER FIELDER OR BETWEEN THE
CENTER AND RIGHT FIELDERS

PLATE UMPIRE

PU will exit the catcher left and move aggressively toward 3rd base in foul territory approximately 3-6' off the foul line. If the ball is caught, PU will return to home communicating to their partners "I'm going home". If the ball is dropped, PU is responsible for all plays on R1 at 3rd base or at home plate if U1 goes out on a trouble ball. PU must read the play in order to anticipate whether there will be a possible play, either 3rd or home, and communicate to U3 whether they will stay at 3rd or return home. If PU enters the cut-out for a play on R1 at 3rd and a subsequent play develops at home, PU will remain in fair territory in returning home.

U1

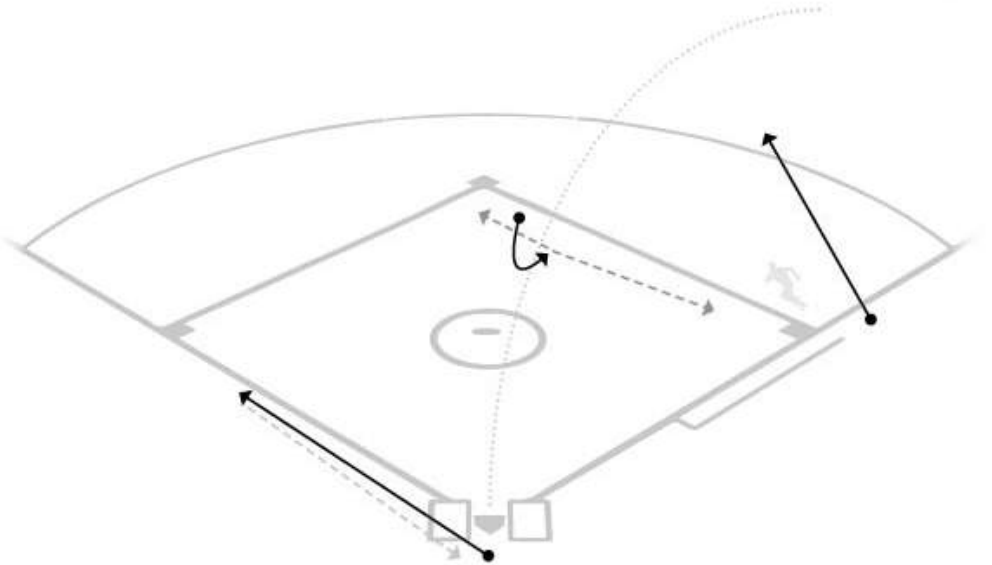
On a routine **catchable** fly ball, U1 will retreat toward 1st base and take up a position in foul territory in order to line up the catch and 1st base. U1 is responsible for R1 retreating to 1st base. If a catchable fly ball is dropped, U1 will maintain their position in foul territory and is responsible for all calls on the batter-runner at 1st base.

On a **trouble** fly ball, U1 will let their partners know they are responsible for the fly ball by verbalizing, "I'm going out". U1 is responsible for the fair/foul before 1st base and catch/no catch calls in the outfield. When going out, U1 must get as much distance as possible while creating the best angle to make the calls; if necessary, U1 should sacrifice some distance to get the best possible angle. U1 must be stopped and in a standing set to make any calls. With 2 out, regardless of a catchable routine or trouble fly ball, U1 will go to the outfield. When U1 goes out in this situation, they stay out until the play is complete.

U3

On a routine catchable fly ball, U3 will step up, turn and face the ball with their chest. U3 will aggressively move into the working area, without back-stepping, to a position, which allows them to see the catch/no catch in the area commonly known as the "cone" or "wedge". On a trouble fly ball taking U1 to the outfield, U3 will take up a position splitting the difference between 1st and 2nd base. U3 is responsible for R1 tagging up and any possible plays returning to 1st base. If the ball is dropped, U3 is responsible for R1 at 2nd base and all plays on the batter-runner at 1st, 2nd, and 3rd.

SITUATION 3U-15
FLY BALL DIRECTLY AT THE CENTER FIELDER OR BETWEEN THE
CENTER AND RIGHT FIELDERS



SITUATION 3U-16
FLY BALL DIRECTLY AT THE RIGHT FIELDER OR TAKING THE RIGHT
FIELDER TOWARD THE RIGHT FIELD LINE

PLATE UMPIRE

PU will exit the catcher left and move aggressively towards 3rd base in foul territory approximately 3-6' off the foul line. If the ball is caught, PU will return to home communicating to their partners "I'm going home". If the ball is dropped, they are responsible for all plays on R1 at 3rd base or at home plate. PU must read the play in order to anticipate whether there will be a possible play, either 3rd or home, and communicate to U3 whether they will stay at 3rd or return home. If PU enters the cut-out for a play on R1 at 3rd and a subsequent play develops at home, PU will remain in fair territory in returning home.

U1

U1 lets their partners know they are responsible for the fly ball by verbalizing, "**I'm going out**". U1 is responsible for the **fair/foul** and **catch/no catch** calls. U1 must get as much distance as possible while creating the best angle to make the calls; if necessary, U1 should sacrifice some distance to get the best possible angle. U1 must be stopped and in a standing set to make any calls. If the fly ball is in the vicinity of the fair/foul line, U1 must be set and straddling the line. When U1 goes out in this situation, they stay out until the play is complete.

U3

U3 will step up, turn and face the ball with their chest. U3 will aggressively move into the working area, without back-stepping, to a position, which splits the difference between 1st and 2nd base. From there U3 is responsible for R1 tagging up and any possible plays returning to 1st base. If the ball is dropped, U3 is responsible for R1 at 2nd base and all plays on the batter-runner at 1st, 2nd and possibly at 3rd base if PU has rotated back to home.

R1 ONLY

SITUATION 3U-17
STEAL OF 2ND BASE

PLATE UMPIRE

PU is responsible for calling and signaling the pitch. PU will carefully watch for the **batter interfering** with the catcher's throw to 2nd. If PU feels the situation is questionable as to whether or not the batter interfered, it is permissible for PU to acknowledge it by verbalizing, "**That's nothing**", while giving a safe mechanic. PU will remain in the vicinity of home plate and observe the play.

U1

U1 remains in their starting position. U1 has no other responsibilities unless a run-down develops.

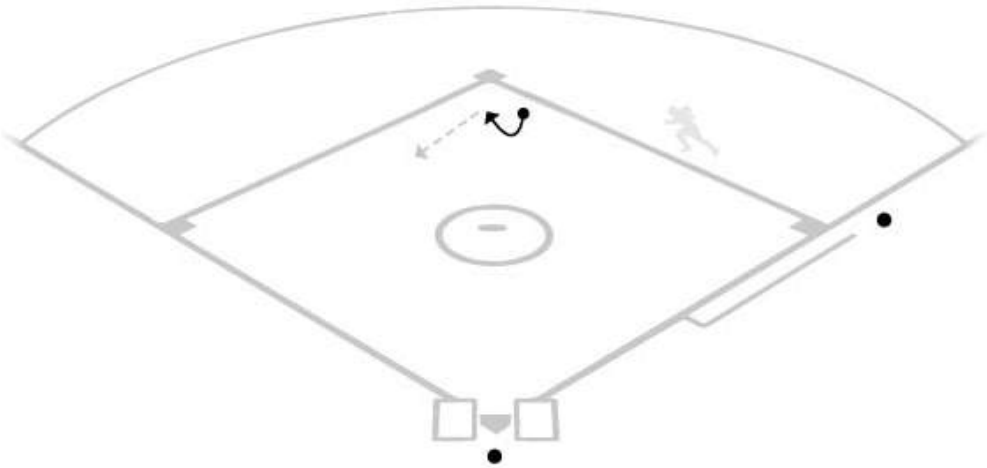
U3

U3 in a deep starting position has the advantage of being able to see R1 either in front of them or with a quick check over their left shoulder. U3 will stand from their hands-on-knees set and read the catcher's throw. With a true throw, U3 will simply turn in to the play as the ball passes and make the call from a set position in the cut-out area. If U3 reads a bad throw, U3 will have to make an adjustment to avoid being struck by the thrown ball while developing the best possible angle to make the call. If there is no play, or the ball gets to the outfield, U3 must immediately bounce ahead of the runner and move in the direction half-way between 3rd base and home to create an angle in case a subsequent play develops at 3rd base.

NOTES

With less than 2 out, once R1 reaches 2nd base safely and the play is complete, U1 will move in to the infield to replace U3 while verbalizing, "**I've got 2nd**".

**SITUATION 3U-17
STEAL OF 2ND BASE**



SITUATION 3U-18
RUN-DOWN BETWEEN 1ST AND 2ND BASE

PLATE UMPIRE

PU will remove their mask and hold their position at the plate. PU is responsible for any overthrows, which may go out of play, and any subsequent plays at home. If the run-down is the result of a pick off from the catcher, PU is responsible for calling and signaling the pitch as well as carefully watching for the batter interfering with the catcher's throw to 1st.

U1

U1 is responsible for their half of the run-down. U1 will remain on the outfield side of the run-down and will communicate, **"I've got this half"** to U3. U1 should take a position approximately 1/4 of the way towards 2nd base, the midpoint of their end of the run-down. If R1 safely reaches 2nd and commits to 3rd, U1 should move towards 2nd base and would assume that half of a run-down between 2nd and 3rd. U1 must again communicate with U3 that they are assuming that half of the subsequent run-down.

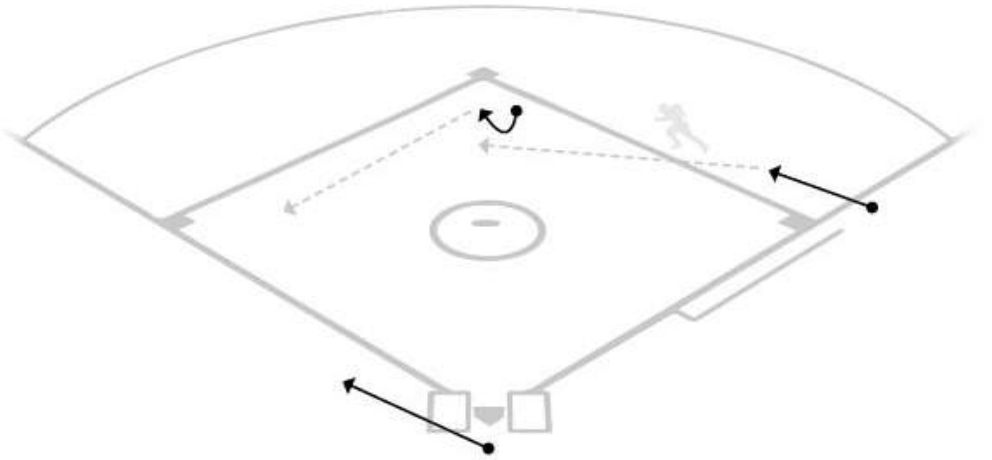
U3

U3 is responsible for their half of the run-down. U3 will remain on the infield side of the run-down and will communicate, **"I've got this half"** to U1. U3 should take a position approximately 3/4 of the way towards 2nd base, the midpoint of their end of the run-down. If R1 continues to 3rd base, U3 is responsible for plays at 2nd and 3rd base until U1 communicates that they are taking responsibility for half of the subsequent run-down between 2nd and 3rd base. In either case, If the run-down progressively moves toward 2nd base or to 3rd base, U3 adjusts their position accordingly

NOTES

The majority of run-downs will be the result of a pick-off by the pitcher. Although umpires in certain positions have a better opportunity to see certain balks, ALL umpires must be continually watching the pitcher's actions.

SITUATION 3U-18
RUN-DOWN BETWEEN 1ST AND 2ND BASE



R1 & R3

CONTENTS

SITUATION 3U-19	BASIC POSITIONS
SITUATION 3U-20	GROUND BALL OR BUNT TO THE INFIELD
SITUATION 3U-21	BASE HIT OR EXTRA BASE HIT TO THE OUTFIELD
SITUATION 3U-22	GENERAL RESPONSIBILITIES ON A FLY BALL TO THE OUTFIELD
SITUATION 3U-23	RESPONSIBILITIES ON LINE DRIVES OR FLY BALLS TO THE INFIELD
SITUATION 3U-24	FLY BALL TAKING THE LEFT FIELDER TOWARDS THE LEFT FIELD LINE
SITUATION 3U-25	FLY BALL BETWEEN THE CENTER FIELDER AND LEFT FIELDER OR DIRECTLY AT THE LEFT FIELDER
SITUATION 3U-26	FLY BALL DIRECTLY AT THE CENTER FIELDER OR BETWEEN THE CENTRE AND RIGHT FIELDERS
SITUATION 3U-27	FLY BALL DIRECTLY TAKING THE RIGHT FIELDER TOWARDS THE RIGHT FIELD LINE
SITUATION 3U-28	STEAL OF 2ND BASE
SITUATION 3U-29	RUN-DOWN BETWEEN 1ST AND 2ND BASE
SITUATION 3U-30	RUN-DOWN BETWEEN 3RD BASE AND HOME PLATE

SITUATION 3U-19
BASIC POSITIONS

PLATE UMPIRE

PU stands in the slot behind the catcher until the batter hits the ball. This position is referred to as P1. Anytime there is a runner in scoring position (R3, R1-R3, R2-R3 or bases loaded), PU will remain at the point of the plate on any balls that are hit to the outfield. This now becomes a slide mechanic for U1 and U3.

U1

U1 sets up 10-12' behind the 1st baseman holding on R1. If the 1st baseman is not holding R1, then refer to 3U-1. U1 should be completely in foul territory. U1 may angle their feet slightly towards the pitcher's mound as long as when the pitch is delivered, their shoulders and head are square to home plate. U1 should assume a hands-on-knees **set position** as the pitcher is *touching the rubber* and remain there as the pitch is delivered. U1 should not have to move to make a decision on a pick-off play at 1st base from this position. This position is referred to as **P2**.

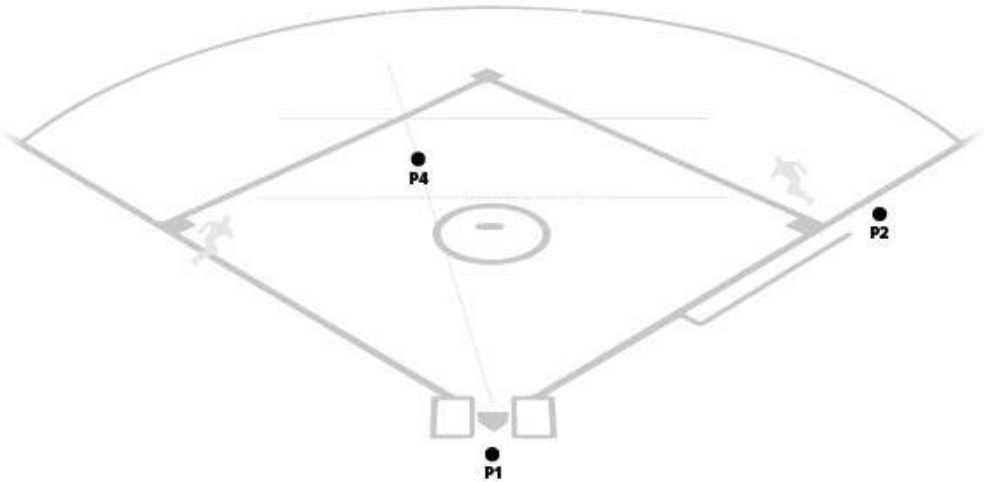
U3

U3 sets up on the 3rd base side of the mound, using a guide line from the edge of home plate past the edge of the 18' pitching circle, and midway between the back edge of the 18' pitching circle and the 2nd base **cut-out** area. U3 will assume a hands-on-knees **set position** as the pitcher is *touching the rubber* and remain there until the pitch is delivered, or the pitcher disengages the rubber. U3 will be square to the batter in this starting position. This position is referred to as **P4**.

NOTES

As there is a runner in scoring position, PU will always remain in the vicinity of the plate area. With 2 outs, all umpires should communicate the possibility of a time play. Unlike with R1 only, (Situation 3U-8), there is no option for U3 as to which side they may elect to take a starting position on; they must start of the 3rd base side in P4. With a runner at 3rd base less than 2 outs, PU may transfer their responsibility to U1 on a slow bounding fair ball before the 1st base bag with a signal. This will permit PU to stay at the point of the plate in the event of a quick developing play at the plate.

SITUATION 3U-19
BASIC POSITIONS



SITUATION 3U-20
GROUND BALL OR BUNT TO THE INFIELD

PLATE UMPIRE

PU is responsible for all fair/foul decisions on the 3rd base line and all fair/foul decisions up to the 1st base bag on the 1st base line. PU must quickly pause, read, and react to determine if there will be a play at home. If there is a play at home, PU will hold their position at the point of the plate as a starting position and adjust accordingly if there is a play at home. If there is no play at home, PU will maintain their position at the point of the plate and is responsible for watching R3 touch home. Should a run-down develop between 3rd and home, PU would be responsible for their half of the run-down. If the ball is fielded in the infield, and a play ensues other than at the plate, PU will remain in their starting position at the point of the plate.

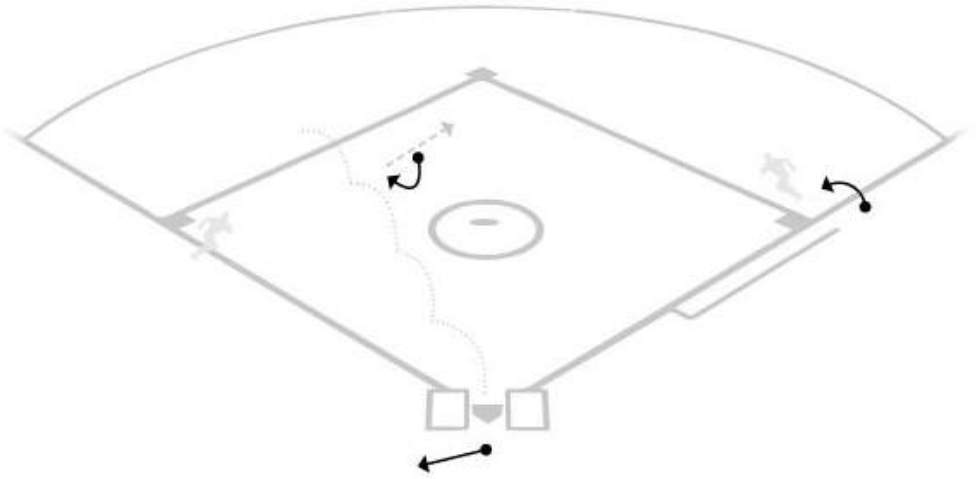
U1

U1 is responsible for any fair/foul decisions at first base or beyond. U1 should take a read step with their left foot forward opening up to the infield, allowing them to pause, read, and react to the play. From that position U1 will move to a spot approximately 12-15' from 1st base creating a 90-degree angle from where the throw is originating and squaring their legs and body to the base. U1 will watch the release of the ball by the fielder, and after ensuring it is a true throw, come to a set position, turning and squaring their head and shoulders to the base. If U1 reads that the throw from the fielder is not a true throw, they will remain in a standing position and take a read step in whatever direction necessary to create the best angle possible to make the call on a possible swipe tag or to see whether the fielder pulled their foot off the base. U1 should always be in fair territory unless "pressure" is read from the 2nd baseman moving towards them, or in some cases when the throw originates in foul territory between home and 1st base. If the ball gets through the infield, this now becomes a slide mechanic for U3 and U1. U1 comes into the infield, pivots, and is responsible for the batter-runner's touch of 1st base and is responsible for the batter-runner going to 2nd base or a possible play back at 1st base as well as any obstructions that may occur on the batter-runner.

U3

U3 will step-up, turn and face the ball with their chest. If there is a play at 2nd base, U3 should take a few aggressive steps towards 2nd base cut-out area and come to a standing set position for the play. If the play is to 1st base, U3 should remain in the working area on the 3rd base side of the mound staying ahead of the R1. Once the ground ball is fielded, U3 is now responsible for plays at 2nd and 3rd base and will have to split the difference between the two bases. If the ball gets through the infield, this now becomes a slide mechanic for U3 and U1. U3 would move aggressively in the direction half-way between 3rd base and home to create an angle should there be a play at 3rd base.

SITUATION 3U-20
GROUND BALL OR BUNT TO THE INFIELD



SITUATION 3U-21
BASE HIT OR EXTRA BASE HIT TO THE OUTFIELD

PLATE UMPIRE

PU is responsible for all fair/foul decisions on the 3rd base line; they must be in a set position on the line or on 3rd base line extended if needed. When the ball is hit, PU will hold their position at the point of the plate, prepare for a possible play and is responsible for watching R3 touch home. Should a rundown between home and 3rd develop, PU would be responsible for their half of the rundown.

U1

U1 is responsible for all fair/foul decisions at, or past, 1st base. Upon the ball leaving the infield, this now becomes a slide mechanic and U1 will come into the infield and is responsible for the batter-runner touch of first base and any possible obstruction. U1 is responsible for the batter-runner at 2nd base or at first base if the batter-runner retreats.

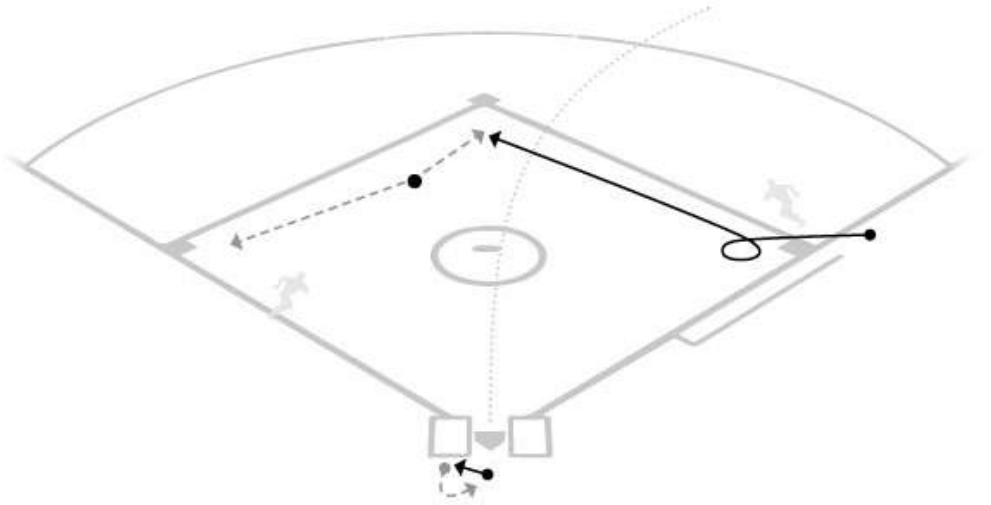
U3

U3 will step up, turn and face the ball with their chest. U3 will aggressively move in to the working area, without back-stepping. From the working area, U3 is responsible for R1 touching 2nd base and any possible obstruction in that area. U3 will then visually confirm that U1 has moved into the infield taking the batter-runner to 2nd base. U3 will then become responsible for R1 at 3rd base.

NOTES:

Before the pitcher pitches the ball, both U1 and U3 must communicate that this is now a slide mechanic for U3 and U1. PU will communicate that they are staying home. Also, PU may transfer their responsibility of a fair/foul ball before the 1st base bag to U1 by communicating such prior to the pitch.

SITUATION 3U-21
BASE HIT OR EXTRA BASE HIT TO THE OUTFIELD



**SITUATION 3U-22
RESPONSIBILITIES ON A FLY BALL TO THE OUTFIELD**

PLATE UMPIRE

PU is responsible for all fly balls, which take the left fielder towards the foul line and in to foul territory. On a fly ball in U3's area of responsibility with less than 2 outs, PU will take as many steps as necessary without leaving the cut-out area of home plate to line up the catch and R3 tagging. Once the ball is caught, PU will move aggressively toward the point of the plate and if a play develops at home, they will adjust to see the tag play at the plate. PU is also responsible for the appeal play at 3rd base. PU is responsible for all fair/foul and catch/no catch calls down the 3rd base line.

U1

U1 is responsible for trouble fly balls hit between the center fielder and the right fielder. U1 is responsible for all fly balls taking the right field toward the foul line, including foul territory. U1 is responsible for all fair/foul and catch/no catch calls in that area. On routine catchable fly balls, U1 will come into the infield, pivot and would be responsible for the batter-runner to 2nd base in the event that the fly ball is not caught.

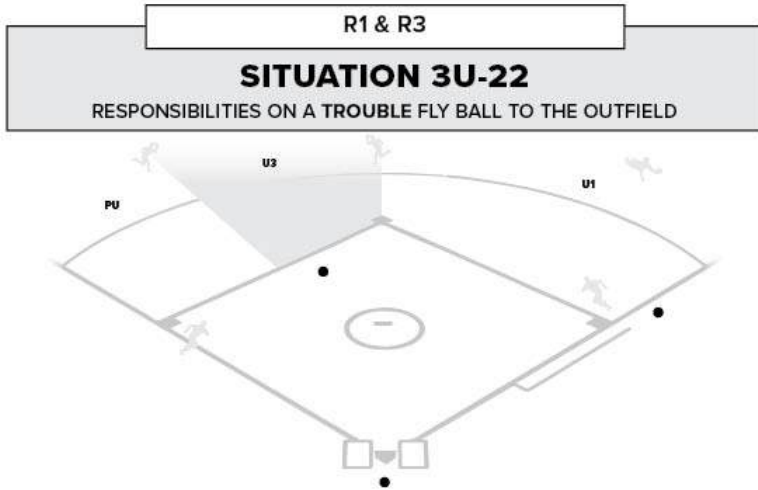
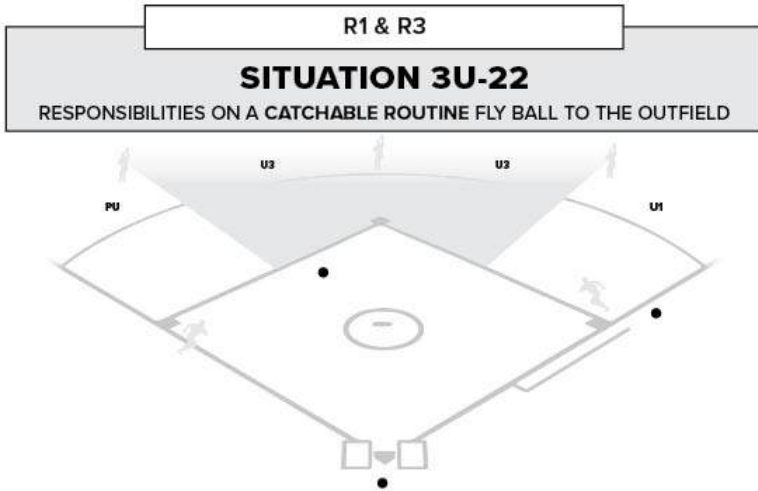
U3

U3 is responsible for all routine catchable fly balls hit between the left fielder and the right fielder commonly known as the "cone" or "wedge". Should there be a trouble ball hit between the left fielder and the center fielder, U3 will go to a position at the grass dirt-line to make any catch/no catch calls. Should there be a trouble ball hit between the center fielder and the right fielder, U3 visually confirms that U1 has gone out and retreat to the working area and determines where the next play will occur. In this case, U3 would be responsible for all base runners to 3rd base.

NOTES

The responsibility of a trouble fly ball hit directly at the center fielder belongs to U1, and not U3, as U1 has the best possible angle for any trouble balls, which may be short-hopped by the center fielder. U3 might be closer but is looking straight at the center fielder and therefore has no angle. These responsibilities should be reviewed prior to the game by the crew. Any time an infielder turns their back to the infield, it should be treated as a trouble fly ball to the outfield in terms of responsibilities.

SITUATION 3U-22
RESPONSIBILITIES ON A FLY BALL TO THE OUTFIELD



SITUATION 3U-23
RESPONSIBILITIES ON LINE DRIVES OR FLY BALLS TO THE INFIELD

PLATE UMPIRE

PU is responsible for all fly balls to the pitcher and catcher. PU is also responsible for fly balls, which take the 3rd baseman towards the foul line. PU is responsible for all **fair/foul** decisions on the 3rd base line and anything up to the 1st base bag on the 1st base line. PU is responsible for all line drives to the pitcher, and line drives, which takes the 3rd baseman towards the 3rd base line.

U1

U1 is responsible for all fly balls and line drives, which take the first baseman towards the first base line. U1 is responsible for **catch/no catch** calls and any **fair/foul** call, which is at the base or beyond.

U3

U3 is responsible for all fly balls and line drives between the 3rd baseman and the 1st baseman but has no fair/foul responsibilities from this position. U3 will also take responsibility for a fly ball behind the pitcher's mound.

NOTES

It is important that a crew use visual and verbal communication with each other prior to signaling a call. There are times, specifically with line drives, where another umpire might have a better angle to assist with making a catch/no catch call. As a crew, these responsibilities should be discussed prior to a game, as well as what to do should a situation arise where another umpire might have information to assist the umpire responsible for the call.

SITUATION 3U-24

FLY BALL TAKING THE LEFT FIELDER TOWARDS THE LEFT FIELD LINE

PLATE UMPIRE

Plate umpire will exit the catcher left and move aggressively down the 3rd base line. PU will communicate to their partners, "I've got the ball". PU will get some distance towards the fly ball coming to a set position straddling the foul line taking as many steps that will allow them to return to home should there be a play; their first priority is fair/foul and then catch/no catch. From here, PU is responsible for lining up R3 tagging at 3rd base. With less than 2 outs, If the ball is caught, PU will move aggressively back to the point of the plate for a potential play on R3. With 2 outs, PU no longer has responsibility for a tag up at 3rd, consequently, PU can move more aggressively toward the ball taking as many steps as necessary that will allow them to get back to the point of plate for a call on R1 should the ball not be caught. If the ball is not caught, PU will give a mechanic and refer to 3U-21.

U1

U1 will move aggressively in to the infield and pivot. They are responsible for R1 tagging up and any plays back at 1st base on R1, including an appeal play. If the ball is caught, U1 can then move aggressively into foul territory even with the bag. If the ball is not caught, refer to 3U-21.

U3

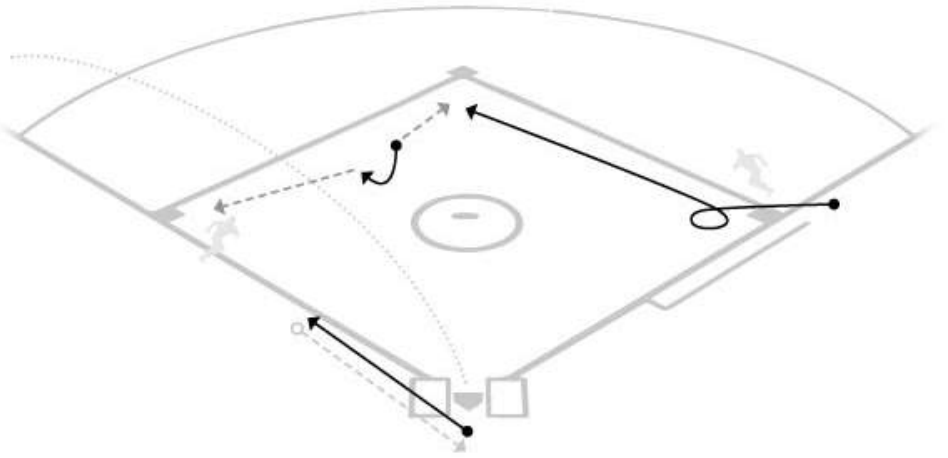
U3 will step up, turn and face the ball with their chest. U3 will aggressively move in to the working area. U3 is responsible for any play at 2nd base on R1 tagging up or any play back in to 3rd base on R3. If the ball is not caught, refer to 3U-21.

NOTES

With 1 out, and the fly ball caught, this now becomes a **time play** situation. PU must be aware and get to a position to line up R3 touching home with the play at either 1st or 2nd base on R1.

SITUATION 3U-24

FLY BALL TAKING THE LEFT FIELDER TOWARDS THE LEFT FIELD LINE



SITUATION 3U-25
FLY BALL BETWEEN THE CENTER FIELDER AND LEFT FIELDER OR
DIRECTLY AT THE LEFT FIELDER

PLATE UMPIRE

On a fly ball, PU will take as many steps as necessary without leaving the cut-out area of home plate to line up the catch and R3 tagging. Once the ball is caught, PU will move aggressively toward the point of the plate and if a play develops at home, they will adjust to see the tag play at the plate. PU is also responsible for the appeal play at 3rd base.

U1

U1 will move aggressively in to the infield and pivot. They are responsible for R1 tagging up and any plays back at 1st base on R1, including an appeal play. If the ball is caught, U1 can then move aggressively into foul territory even with the bag. If the ball is not caught, refer to 3U-21.

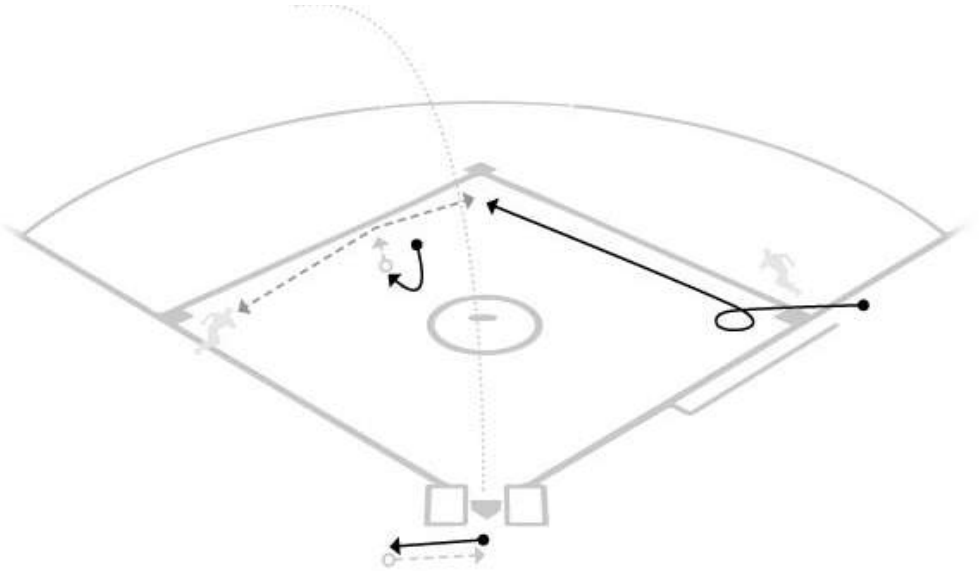
U3

U3 will step up, turn and face the ball with their chest. U3 will aggressively move in to the working area, without back-stepping and is responsible for routine catchable fly balls in the area commonly known as the “cone” or “wedge”. U3 is responsible for the catch/no catch call. If U3 reads the fly ball to be a trouble ball, they will move to the edge of the grass-dirt line and take a standing set to make the call. U3 must aggressively signal the catch/no catch with a mechanic and voice. U3 will not leave the infield in this situation and is responsible for any play at 2nd on R1 or any play back into 3rd on R3. If the ball is dropped, refer to 3U-21.

NOTES

With 1 out, and the fly ball caught, this now becomes a **time play** situation. PU must be aware and get to a position to line up R3 touching home with the play at either 1st or 2nd base on R1.

SITUATION 3U-25
FLY BALL BETWEEN THE CENTER FIELDER AND LEFT FIELDER OR
DIRECTLY AT THE LEFT FIELDER



SITUATION 3U-26
FLY BALL DIRECTLY AT THE CENTER FIELDER OR BETWEEN THE
CENTRE AND RIGHT FIELDERS

PLATE UMPIRE

PU exits left and will take as many steps as necessary without leaving the cut-out area of home plate to line up the catch and R3 tagging. Once the ball is caught, PU will move aggressively toward the point of the plate and if a play develops at home, they will adjust to see the tag play at the plate. PU is also responsible for the appeal play at 3rd base. If the ball is not caught, PU will hold their position at the point of the plate and is responsible for R3 touching home. PU will remain in this area until play ends.

U1

On a routine catchable fly ball, U1 will move aggressively in to the infield and pivot. They are responsible for R1 tagging up and any plays back at 1st base on R1, including an appeal play. If the ball is caught, U1 can then move aggressively into foul territory even with the bag. If the ball is not caught, this now becomes a slide mechanic and refer to 3U-21.

On a trouble fly ball, U1 lets their partners know they are responsible for the fly ball by verbalizing, "I'm going out". U1 is responsible for the fair/foul and catch/no catch calls. U1 must get as much distance as possible while creating the best angle to make the calls; if necessary, U1 should sacrifice some distance to get the best possible angle. U1 must be stopped and in a standing set to make any calls. When U1 goes out in this situation, they stay out until the play is complete. In any situation, if in doubt, U1 should go out on fly balls in their area of responsibility.

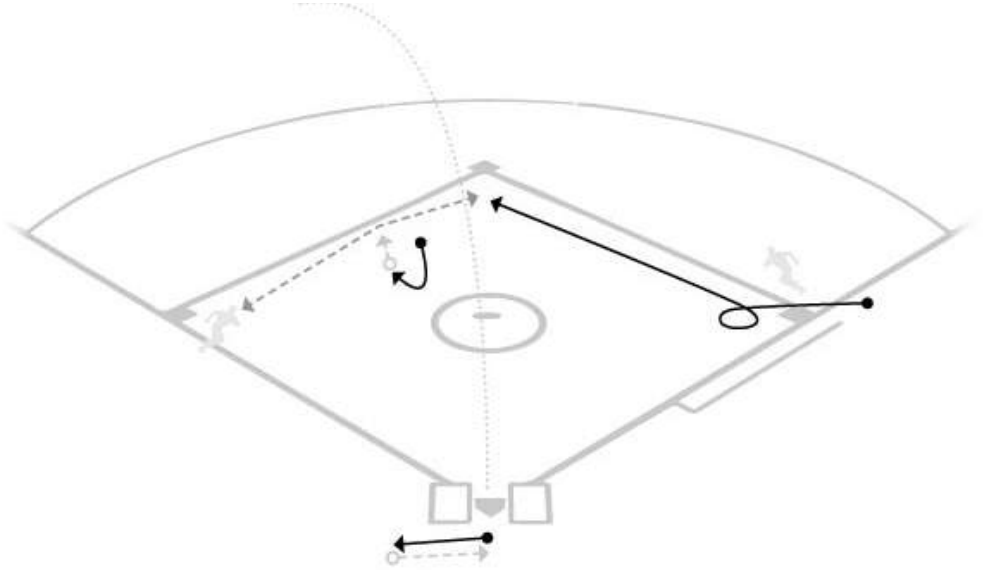
U3

U3 is responsible for routine fly balls from the right fielder over to the center-fielder in the area commonly known as the "cone" or "wedge". U3 will step up, turn and face the ball with their chest and is responsible for the catch/no catch. On a trouble ball taking U1 to the outfield, U3 will aggressively move in to the working area, without back-stepping, to a position which splits the difference between 1st and 2nd base. From there U3 is responsible for R1 tagging up and any possible plays returning to 1st base. U3 would also be responsible for any play on R3 back in to 3rd base. If the ball is dropped, U3 is responsible for R1 at 2nd base and all plays on the batter-runner at 1st, 2nd, and 3rd.

NOTES

With 1 out, and the fly ball caught, this now becomes a **time play** situation. PU must be aware and get to a position to line up R3 touching home with the play at either 1st or 2nd base on R1.

SITUATION 3U-26
FLY BALL DIRECTLY AT THE CENTER FIELDER OR BETWEEN THE
CENTRE AND RIGHT FIELDERS



SITUATION 3U-27

FLY BALL DIRECTLY TAKING THE RIGHT FIELDER TOWARDS THE RIGHT FIELD LINE

PLATE UMPIRE

PU will take as many steps as necessary without leaving the cut-out area of home plate to line up the catch and R3 tagging. Once the ball is caught, PU will move aggressively toward the point of the plate and if a play develops at home, they will adjust to see the tag play at the plate. PU is also responsible for the appeal play at 3rd base.

U1

U1 lets their partners know they are responsible for the fly ball by verbalizing, **“I’m going out”**. U1 is responsible for the **fair/foul** and **catch/no catch** calls. U1 must get as much distance as possible while creating the best angle to make the calls; if necessary, U1 should sacrifice some distance to get the best possible angle. U1 must be stopped and in a standing set to make any calls. If the fly ball is in the vicinity of the fair/foul line, U1 must be set and straddling the line. When U1 goes out in this situation, U1 stays out until the play is complete.

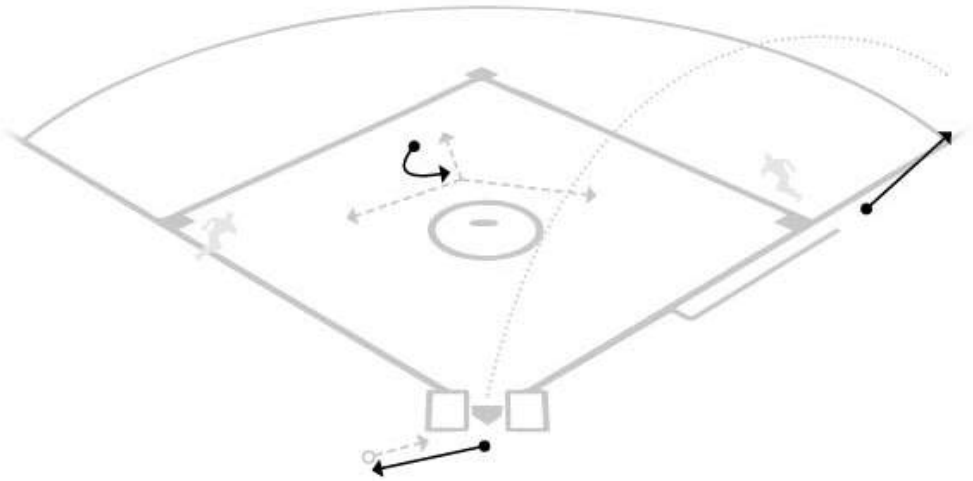
U3

U3 will step up, turn and face the ball with their chest. U3 will aggressively move in to the working area, without back-stepping, to a position which splits the difference between 1st and 2nd base. From there U3 is responsible for R1 tagging up and any possible plays returning to 1st base. U3 would also be responsible for any play on R3 back in to 3rd base. If the ball is dropped, U3 is responsible for R1 at 2nd and 3rd base and all plays on the batter-runner at 1st, 2nd, and 3rd.

NOTES

With 1 out, and the fly ball caught, this now becomes a **time play** situation. PU must be aware and get to a position to line up R3 touching home with the play at either 1st or 2nd base on R1.

SITUATION 3U-27
FLY BALL DIRECTLY TAKING THE RIGHT FIELDER TOWARDS THE RIGHT
FIELD LINE



SITUATION 3U-28
STEAL OF 2ND BASE

PLATE UMPIRE

PU is responsible for calling and signaling the pitch. PU will carefully watch for the **batter interfering** with the catcher's throw to 2nd. If PU feels the situation is questionable as to whether or not the batter interfered, it is permissible for PU to acknowledge it by verbalizing, "**That's nothing**", while giving a safe mechanic. PU will remain in the vicinity of home plate and observe the play. PU must be aware of the possibility that R3 might attempt to steal home once the catcher throws to 2nd base. PU would have to react and get to a position to make a call on the play.

U1

U1 remains in their starting position. U1 has no other responsibilities unless a run-down develops.

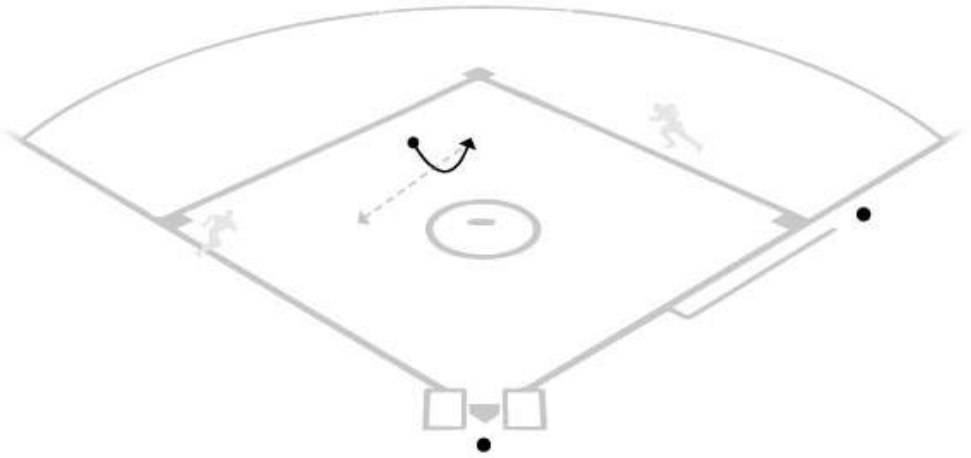
U3

U3, in P4 starting position, has the advantage of being able to see R1 stealing and can confirm it with a quick glance over their left shoulder. U3 will stand from their hands-on-knees set and read the catcher's throw. U3 will take a drop step with their left foot opening towards 1st base. U3 will take a few aggressive steps towards 2nd base while watching the ball. As the ball passes, they will take a set position ready to make a call. U3 is responsible for all calls at 2nd and 3rd base.

NOTES

With less than 2 out, once R1 reaches 2nd base safely and the play is complete, U1 will move in to the infield to replace U3 while verbalizing, "**I've got 2nd**".

SITUATION 3U-28
STEAL OF 2ND BASE



SITUATION 3U-29
RUN-DOWN BETWEEN 1ST AND 2ND BASE

PLATE UMPIRE

PU will remove their mask and hold their position at the point of the plate. PU must be aware that R3 will often wait until the run-down is underway before breaking for home. If PU moves too far away from home plate, they will not be able to get to the proper position for a play at the plate on R3. PU is responsible for any overthrows, which may go out of play and any plays at home on either runner. If the run-down is the result of a pick off from the catcher, PU is responsible for calling and signaling the pitch as well as carefully watching for the batter interfering with the catcher's throw to 1st.

U1

U1 is responsible for their half of the run-down. U1 will remain on the outfield side of the run-down and will communicate, "I've got this half" to U3. U1 should take a position approximately $\frac{1}{4}$ of the way towards 2nd base, the midpoint of their end of the run-down. As the run-down progressively moves back to 1st base, U1 will adjust their position accordingly. If R1 safely reaches 2nd and commits to 3rd as a result of R3 attempting to score, U1 should move towards 2nd base and would assume that half of a run-down between 2nd and 3rd. U1 must again communicate with U3 that they are assuming that half of the subsequent run-down.

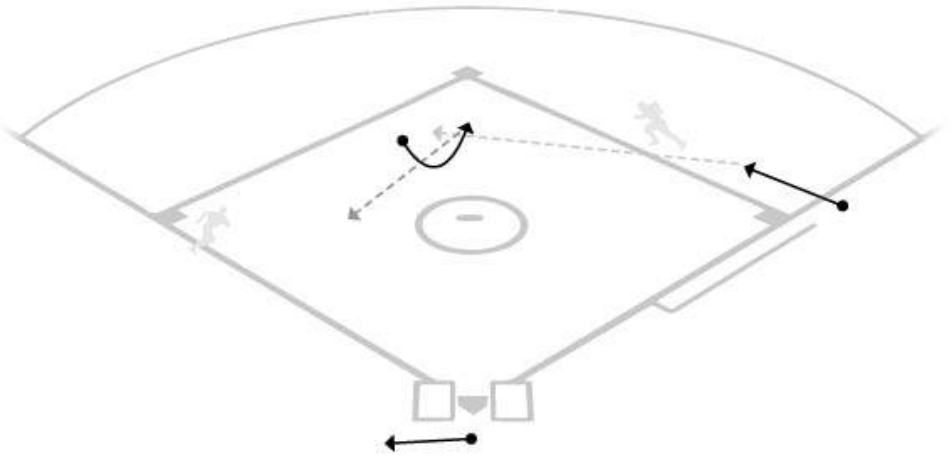
U3

U3 is responsible for their half of the run-down. U3 will remain on the infield side of the run-down and will communicate, "I've got this half" to U1. U3 should take a position approximately $\frac{3}{4}$ of the way towards 2nd base, the midpoint of their end of the run-down. As the run-down progressively moves toward to 2nd base, U3 will adjust their position accordingly. If R1 reaches 2nd safely, U3 must split the difference between 2nd and 3rd base. If a subsequent run-down occurs between 2nd and 3rd base, U3 is responsible for it until U1 communicates that he is taking responsibility for half of the run-down and moves in to 2nd base area.

NOTES

Rotations involving run-downs can be complicated and dynamic; it is important that all umpires communicate with each other. It is also permissible for U1 to rim on the outside to get to 2nd in the event of a run-down between 2nd and 3rd should one develop.

SITUATION 3U-29
RUN-DOWN BETWEEN 1ST AND 2ND BASE



SITUATION 3U-30
RUN-DOWN BETWEEN 3RD BASE AND HOME PLATE

PLATE UMPIRE

PU will remove their mask and is responsible for their half of the run-down. PU will remain in foul territory on the outside of the run-down and will communicate, "I've got this half". PU should take a position approximately $\frac{1}{4}$ of the way towards 3rd base, the midpoint of their end of the run-down. As the run-down moves progressively to the plate, PU will adjust their position accordingly. All overthrows are the responsibility of PU.

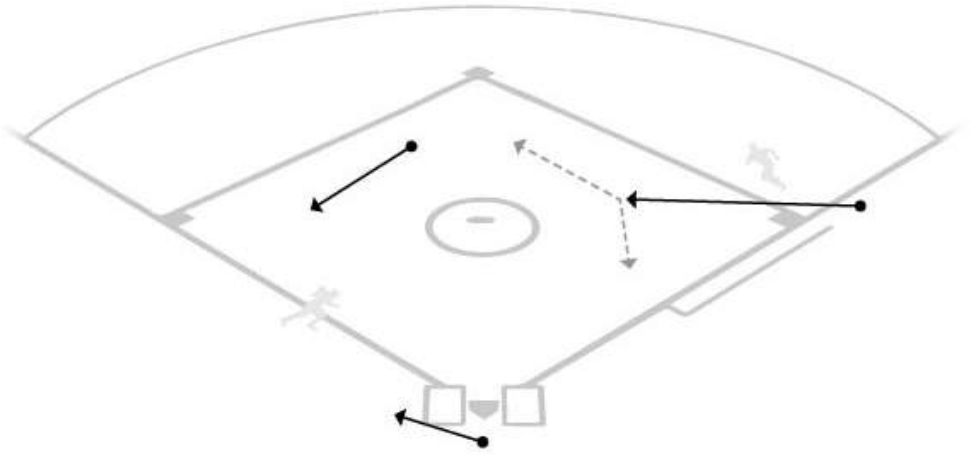
U1

U1 is responsible for any pick-off plays at 1st base. Once U1 recognizes a run-down between 3rd base and home, they will immediately enter the infield getting ahead of R1 splitting the distance between 1st and 2nd base. U1 would be responsible for plays on R1 at both 1st and 2nd base. U1 will communicate that they have moved inside the infield and must be careful not to turn their back on the ball.

U3

U3 is responsible for the original pick-off play at 3rd base and for their half of the run-down. U3 will remain on the infield side of the run-down and will communicate, "I've got this half" to PU. U3 should take a position approximately $\frac{1}{4}$ of the way towards home plate, the midpoint of their end of the run-down. As the run-down moves progressively back toward 3rd base, U3 will adjust their position accordingly. U3 is responsible for all plays at 3rd base, including any on R1, which may follow.

SITUATION 3U-30
RUN-DOWN BETWEEN 3RD BASE AND HOME PLATE



CONTENTS

SITUATION 3U-31	BASIC POSITIONS
SITUATION 3U-32	GROUND BALL OR BUNT TO THE INFIELD
SITUATION 3U-33	BASE HIT OR EXTRA BASE HIT TO THE OUTFIELD
SITUATION 3U-34	GENERAL RESPONSIBILITIES ON A FLY BALL TO THE OUTFIELD
SITUATION 3U-35	RESPONSIBILITIES ON LINE DRIVERS OR FLY BALLS TO THE INFIELD (INCLUDING INFIELD FLY SITUATIONS)
SITUATION 3U-36	FLY BALL TAKING THE LEFT FIELDER TOWARDS THE LEFT FIELD LINE
SITUATION 3U-37	FLY BALL BETWEEN THE CENTER AND LEFT FIELDERS OR DIRECTLY AT THE LEFT FIELDER
SITUATION 3U-38	FLY BALL DIRECTLY AT THE CENTER FIELDER OR BETWEEN THE CENTER AND RIGHT FIELDERS
SITUATION 3U-39	FLY BALL DIRECTLY AT THE RIGHT FIELDER OR TAKING THE RIGHT FIELDER TOWARD THE RIGHT FIELD LINE
SITUATION 3U-40	DOUBLE STEAL
SITUATION 3U-41	RUN-DOWN BETWEEN 1ST AND 2ND BASE
SITUATION 3U-42	RUN-DOWN BETWEEN 2ND AND 3RD BASE

SITUATION 3U-31
BASIC POSITIONS

PLATE UMPIRE

PU stands in the slot behind the catcher until the batter hits the ball. **This position is referred to as P1.**

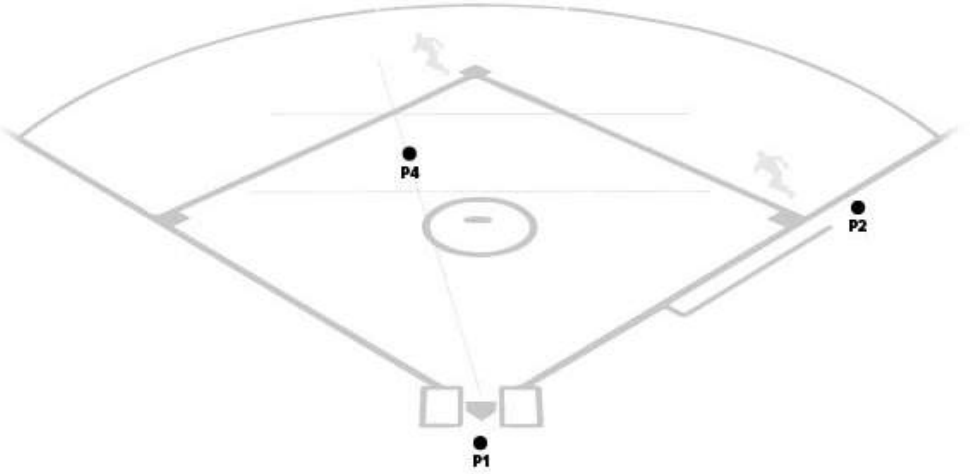
U1

U1 sets up 10-12' behind the 1st baseman holding on R1. If the 1st baseman is not holding on R1 then refer to 3U-1. U1 should be completely in foul territory. U1 may angle their feet slightly towards the pitcher's mound as long as when the pitch is delivered, their shoulders and head are square to home plate. U1 should assume a hands-on-knees **set position** as the pitcher is *touching the rubber* and remain there as the pitch is delivered. U1 should not have to move to make a decision on a pick-off play at 1st base from this position. **This position is referred to as P2.**

U3

U3 sets up on the 3rd base side of the mound, using a guide line from the edge of home plate past the edge of the 18' pitching circle, and midway between the back edge of the 18' pitching circle and the 2nd base **cut-out** area. U3 will assume a hands-on-knees **set position** as the pitcher is *touching the rubber* and remain there until the pitch is delivered, or the pitcher disengages the rubber. U3 will be square to the batter in this starting position. **This position is referred to as P4.**

SITUATION 3U-31
BASIC POSITIONS



SITUATION 3U-32
GROUND BALL OR BUNT TO THE INFIELD

PLATE UMPIRE

PU is responsible for all fair/foul decisions on the 3rd base line and all fair/foul decisions up to the 1st base bag on the 1st base line. PU will hold their position at the point of the plate; they are responsible for all overthrows. If the ball gets through the infield without being fielded, refer to 3U-33.

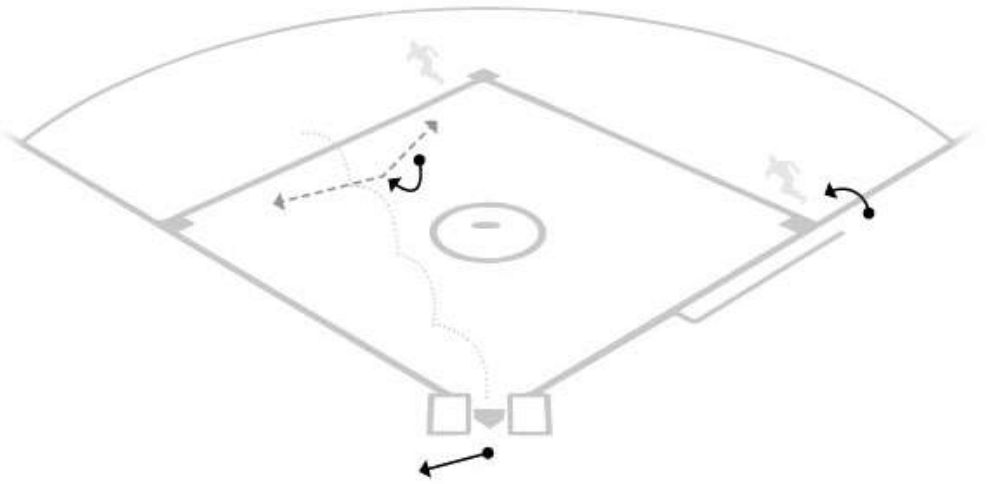
U1

U1 is responsible for any fair/foul decisions at first base or beyond. U1 should take a read step with their left foot forward opening up to the infield, allowing them to pause, read, and react to the play. From that position U1 will move to a spot approximately 12-15' from 1st base creating a 90-degree angle from where the throw is originating and squaring their legs and body to the base. U1 will watch the release of the ball by the fielder, and after ensuring it is a true throw, come to a set position, turning and squaring their head and shoulders to the base. If U1 reads that the throw from the fielder is not a true throw, they will remain in a standing position and take a read step in whatever direction necessary to create the best angle possible to make the call on a possible swipe tag or to see whether the fielder pulled their foot off the base. U1 should always be in fair territory unless "pressure" is read from the 2nd baseman moving towards them, or in some cases when the throw originates in foul territory between home and 1st base. If the ball gets through the infield without being fielded, refer to 3U-33.

U3

U3 will step-up, turn and face the ball with their chest. U3 should step up with their foot on the side that the ground ball passes them on. U3 is responsible plays at 2nd or 3rd base. U3 should read the play and get some distance towards the base in which the play is being made. U3 must be in a set position to make a call. Situational awareness is the key for U3. U3 should be aware of a sacrifice bunt situation or a groundball to deep shortstop, which takes the shortstop towards 3rd base; both situations have a higher chance of resulting in a play at 3rd base.

SITUATION 3U-32
GROUND BALL OR BUNT TO THE INFIELD



SITUATION 3U-33
BASE HIT OR EXTRA BASE HIT TO THE OUTFIELD

PLATE UMPIRE

PU is responsible for all fair/foul decisions on the 3rd base line; they must be in a set position on the line or on 3rd base line extended if needed. PU will hold their position at the point of the plate and is responsible for R2 touching 3rd base and any possible obstructions on R2. If there is a play at home, PU will remain at the point of the plate and if a play develops, they will adjust accordingly to see the tag play at the plate.

U1

U1 is responsible for any **fair/foul** decisions at first base or beyond. U1 should take a read step with their left foot forward opening up to the infield, allowing them to **pause, read, and react** to the play. U1 will move in to the infield area and **pivot** while watching the batter-runner touch 1st base. U1 is responsible for all plays at 1st base. If the batter-runner commits to 2nd base, U1 will continue across the infield communicating to U3 that they are sliding across and is responsible for any plays at 2nd base on the batter-runner.

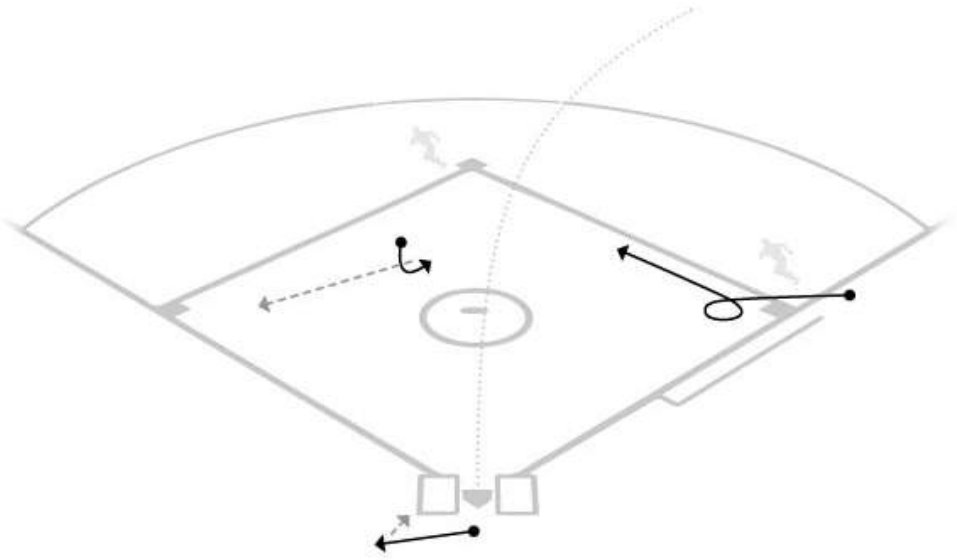
U3

U3 will step-up, turn and face the ball with their chest. U3 should step up with their foot on the side that the ground ball passes them on. U3 should hold their position as they are already in the working area and splitting the distance between 2nd and 3rd base. U3 is responsible for 2nd and 3rd base on R1 and R2. U3 must read the play and determine which base the play will be at. U3 will then get distance towards the play and be in a set position to make a call. If R1 commits to 3rd, U3 must confirm that U1 has come in to pivot and is responsible for the batter-runner; after doing so, they will slide over to 3rd base and is responsible for all plays at 3rd base on R1 or the batter-runner.

NOTES

This rotation is commonly referred to as a “Slide” rotation, as U1 slides across the infield causing U3 to slide towards 3rd base. The idea being that there would be one runner with one umpire at each base, and not U3 having to split the difference. Once R1 touches 3rd base and commits to home, U3 can then move into foul territory even with 3rd base for a potential play on the batter-runner at 3rd base. Communication should be determined prior to the game by the crew.

SITUATION 3U-33
BASE HIT OR EXTRA BASE HIT TO THE OUTFIELD



**SITUATION 3U-34
GENERAL RESPONSIBILITIES ON A FLY BALL TO THE OUTFIELD**

PLATE UMPIRE

PU is responsible for all fly balls, which take the left fielder towards the foul line and in to foul territory. PU is responsible for all **fair/foul** and **catch/no catch** calls down the 3rd base line.

U1

U1 is responsible for trouble fly balls hit between the center fielder and the right fielder. U1 is responsible for all fly balls taking the right field toward the foul line, including foul territory. U1 is responsible for all fair/foul and catch/no catch calls in that area. On routine catchable fly balls, U1 will come into the infield, pivot and would be responsible for the batter-runner to 2nd base in the event that the fly ball is not caught.

U3

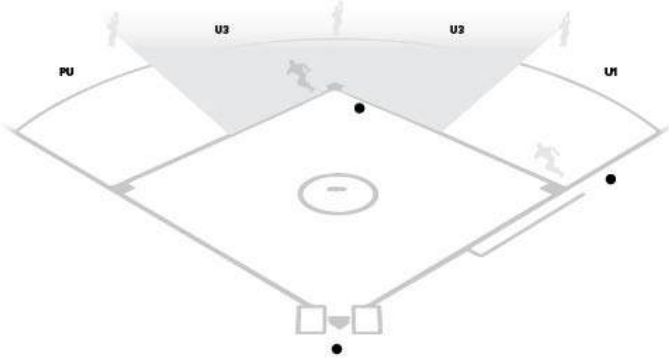
U3 is responsible for all routine catchable fly balls in the area commonly known as the “cone” or “wedge”. Should there be a trouble ball hit between the left fielder and the center fielder, U3 will go to a position at the grass-dirt line to make any catch/no catch calls. Should there be a trouble ball hit between the center fielder and the right fielder, U3 visually confirms that U1 has gone out and retreat to the working area and determines where the next play will occur. In this case, U3 would be responsible for all base runners to 3rd base.

NOTES

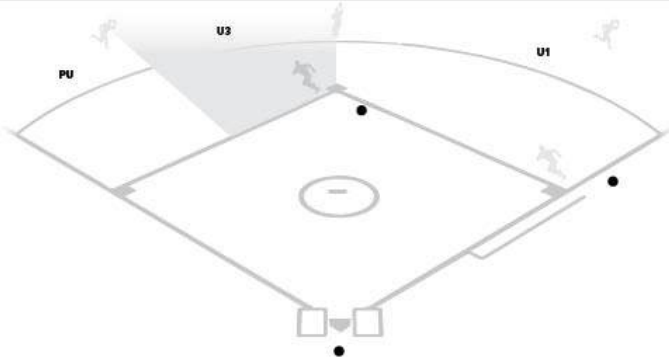
The responsibility of a trouble fly ball hit directly at the center fielder belongs to U1, and not U3, as U1 has the best possible angle for any trouble balls, which may be short hopped by the center fielder. U3 might be closer but is looking straight at the center fielder and therefore has no angle. These responsibilities should be reviewed prior to the game by the crew. Any time an infielder turns their back to the infield, it should be treated as a trouble fly ball to the outfield in terms of responsibilities.

SITUATION 3U-34
GENERAL RESPONSIBILITIES ON A FLY BALL TO THE OUTFIELD

R1 & R2
SITUATION 3U-34
RESPONSIBILITIES ON A CATCHABLE ROUTINE FLY BALL TO THE OUTFIELD



R1 & R2
SITUATION 3U-34
RESPONSIBILITIES ON A TROUBLE FLY BALL TO THE OUTFIELD



SITUATION 3U-35
RESPONSIBILITIES ON LINE DRIVERS OR FLY BALLS TO THE INFIELD
(INCLUDING INFIELD FLY SITUATIONS)

PLATE UMPIRE

PU is responsible for all fly balls to the pitcher. PU is also responsible for fly balls, which take the 3rd baseman towards the foul line. PU is responsible for all **fair/foul** decisions on the 3rd base line and anything up to the 1st base bag on the 1st base line. Proper communication for an infield fly is, “**Infield fly, batter is out**” or “**Infield fly if fair**”. PU is responsible for all line drives to the pitcher and a line drive, which takes the 3rd baseman towards the 3rd base line.

U1

U1 is responsible for all fly balls and line drives, which take the first baseman towards the first base line, and fly balls to the catcher on the first base side when the catcher’s back is to PU. U1 is responsible for **catch/no catch** calls and any **fair/foul** call, which is at the base or beyond. Proper communication for an infield fly is, “**Infield fly, batter is out**”

U3

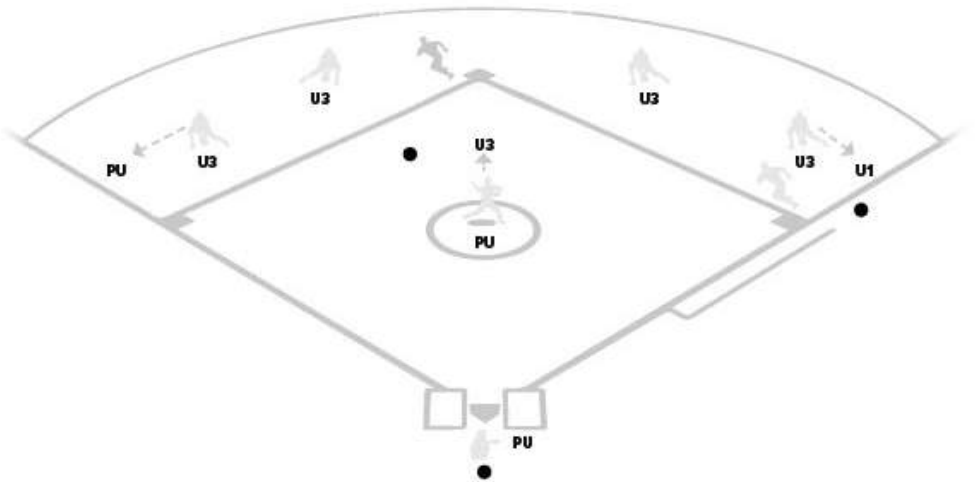
U3 is responsible for all fly balls and line drives between the 3rd baseman and the 1st baseman but has no fair/foul responsibilities from this position. U3 will also take responsibility for a fly ball behind the pitcher’s mound. Proper communication for an infield fly is, “**Infield fly, batter is out**”.

NOTES

Infield Fly can be called by any umpire and should be echoed by both partners. Primary responsibility still belongs to the umpire responsible for the fly ball.

SITUATION 3U-35

**RESPONSIBILITIES ON LINE DRIVERS OR FLY BALLS TO THE INFIELD
(INCLUDING INFIELD FLY SITUATIONS)**



SITUATION 3U-36**FLY BALL TAKING THE LEFT FIELDER TOWARDS THE LEFT FIELD LINE**

PLATE UMPIRE

PU will exit the catcher left and move aggressively down the 3rd base line. PU will communicate to their partners, “I’ve got the ball”. PU is responsible for the fair/foul and catch/no catch call. PU will get as much distance as possible towards the $\frac{3}{4}$ point to 3rd base and come to a standing set position to make a call. If the ball is caught, PU reads there will be a play (ball and runner) on R2 at 3rd base, they will complete their rotation to 3rd base and take up a position in foul territory in the vicinity of 3rd base lining up the ball, base and the throw communicating “I’ve got 3rd”. PU will remain in the area of 3rd base and is responsible for all plays at 3rd and their end of a run-down between 2nd and 3rd. If a run-down develops between 3rd and home, PU is responsible for it until U1 is able to take the other half. If the ball is not caught, PU will move aggressively back to the point of the plate and prepare for any possible play.

U1

U1 will move aggressively in to foul territory, taking a position, which allows them to line-up the catch, and R1 possibly tagging up. U1 would be responsible for plays back in to 1st base on R1. If R2 tags up and commits to 3rd base, U1 will continue in foul territory to home plate for any possible plays. U1 must communicate, “**I’ve got the plate**” to their partners. U1 should attempt to get to the point of the plate to read any throws for a play at the plate and adjust accordingly. If the ball is not caught refer to 3U-33.

U3

U3 will step up, turn and face the ball with their chest. U3 will aggressively move in to the working area, without back-stepping. U3 will take a position, which allows them to see the **catch/no catch** and R2 tagging up at 2nd base. U3 is responsible for plays at 2nd base on R2. If R2 tags up and commits to 3rd, U3 must visually confirm that PU is at 3rd base, and they will then take responsibility for R1 at 1st and 2nd base. Wherever R1 ends up, U3 should be at the cut-out area of that base. If the ball is not caught refer to 3U-33.

NOTES

With 2 outs, there would be no rotation; PU is still responsible for the catch/no catch but will not be able to get as much distance towards the fly ball. U1 will come inside and pivot and all umpires will refer to rotation 3U-33.

SITUATION 3U-37

FLY BALL BETWEEN THE CENTER AND LEFT FIELDERS OR DIRECTLY AT THE LEFT FIELDER

PLATE UMPIRE

PU will exit the catcher left and move aggressively towards 3rd base in foul territory approximately 3-6' off the foul line to a spot $\frac{3}{4}$ of the way to 3rd base. PU will communicate, "I've got 3rd if he/she tags". PU would be responsible for plays at 3rd on R2 tagging up. If the ball is caught and PU reads there will be a play (ball and runner), they will head toward 3rd base informing their partners "I've got 3rd". PU will take up a position in foul territory lining up the ball, the base, the runner and adjust accordingly to make the call. PU will remain in the area of 3rd base and is responsible for all plays at 3rd. PU must visually confirm that U1 has rotated home for any possible plays at home.

U1

U1 will move aggressively in to foul territory, taking a position, which allows them to line-up the catch, and R1 possibly tagging up. U1 would be responsible for plays back in to 1st base on R1. If R2 tags up and commits to 3rd, U1 will continue in foul territory to home plate for any possible plays. U1 must communicate, "I've got the plate" to their partners. U1 should attempt to get to the point of the plate as their starting position to read any the throws for a play at the plate and adjust accordingly.

U3

U3 will step up, turn and face the ball with their chest. U3 will aggressively move in to the working area, without back-stepping. U3 is responsible for the **catch/no catch** call. If U3 reads the fly ball to be a trouble ball, they will move to the edge of the grass dirt line and take a standing set to make the call. U3 must aggressively signal the catch/no catch with a mechanic and voice. U3 will not leave the infield in this situation. If it is not a trouble ball, U3 will remain in the working area, taking a position, which allows them to see the **catch/no catch** and R2 tagging up at 2nd base. U3 is responsible for plays at 2nd base on R2. If R2 tags up and commits to 3rd, U3 must visually confirm that PU is at 3rd base, and they will then take responsibility for R1 at 1st and 2nd base. Wherever R1 ends up, U3 should be at the cut-out area of that base. If U1 has rotated to the plate, U3 may have responsibilities at 1st base as well.

NOTES

With 2 outs, there would be no rotation; PU should indicate to the base umpires that they would be remaining at home. If the ball is not caught, refer to the rotation in 3U-33. U3 is still responsible for the **catch/no catch**.

SITUATION 3U-38
FLY BALL DIRECTLY AT THE CENTER FIELDER OR BETWEEN THE
CENTER AND RIGHT FIELDERS

PLATE UMPIRE

PU will exit the catcher left and move aggressively towards 3rd base in foul territory approximately 3-6' off the foul line to a spot $\frac{3}{4}$ of the way to 3rd base. PU will communicate, "I've got 3rd if he/she tags". PU would be responsible for plays at 3rd on R2 tagging up. If the ball is caught and PU reads there will be a play (ball and runner), they will move toward 3rd base informing their partners "I've got 3rd" and will take up a position in foul territory lining up the base, the ball and the runner and adjust accordingly to make the call. PU will remain in the area of 3rd base and is responsible for all plays at 3rd base. PU is also responsible for all plays at home if U1 goes out on a trouble ball. If PU reads that there will NOT be a play at 3rd base on R2, they will communicate to U3, "I'm going home" or "I'm staying home" and shifting responsibility of all the bases making calls at 3rd or 2nd base to U3.

U1

On trouble fly balls, U1 lets their partners know they are responsible for the fly ball by verbalizing, "I'm going out". U1 is responsible for the fair/foul and catch/no catch calls. U1 must get as much distance as possible while creating the best angle to make the calls; if necessary, U1 should sacrifice some distance to get the best possible angle. U1 must be stopped and in a standing set to make any calls. When U1 goes out in this situation, they stay out until the play is complete. On routine catchable fly balls, U1 moves aggressively to a position in foul territory in the vicinity of 1st base to line up the catch and R1 tagging up and is responsible for all plays at 1st base. If the ball is uncaught, U1 will rotate home taking up a position at the point of the plate and preparing for a possible play. In any situation, if in doubt, U1 should go out.

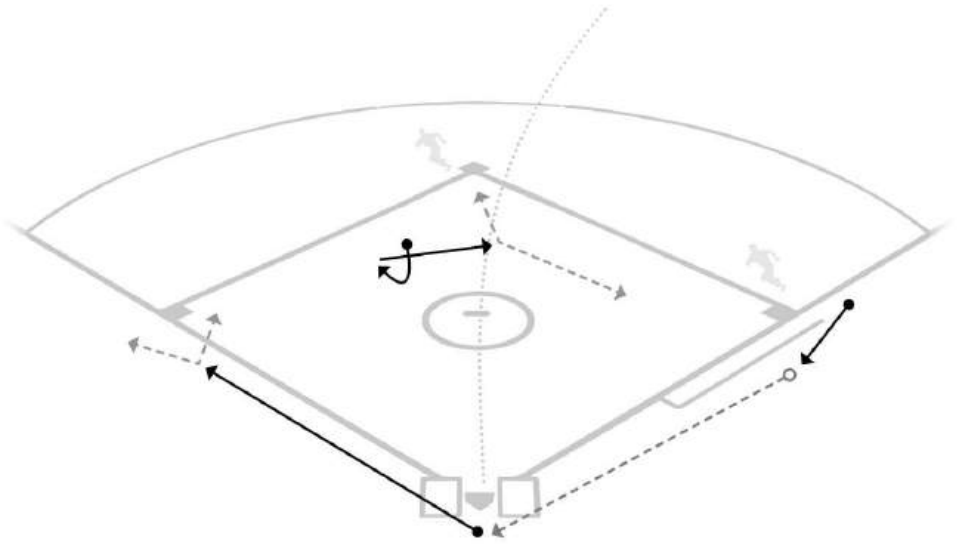
U3

U3 is responsible for routine catchable fly balls in the area commonly known as the "cone" or "wedge". U3 will step up, turn and face the ball with their chest. U3 will aggressively move in to the working area, without back-stepping. U3 is responsible for R2 tagging up. If R2 tags up and commits to 3rd, U3 must visually confirm that PU is at 3rd base, and will also take responsibility for R1 at 2nd base or for R1 retreating to 1st base because U1 has rotated to the plate. On trouble fly balls taking U1 to the outfield, U3 will move aggressively splitting the difference between 1st and 2nd base and is responsible for R1 and R2 tagging up. U3 is responsible for all plays at 1st and a play back at 2nd base. If R2 tags up and commits to 3rd, U3 must visually confirm that PU is at 3rd base, and will then take responsibility for R1 at 1st and 2nd base. U3 cannot over commit to the 1st base side of the infield in case PU returns home because there was no play at 3rd; in that case U3 would split the difference and be responsible for all bases.

NOTES

With 2 outs, there would be no rotation; PU should indicate to the base umpires that they will be remaining at home. U1 will go out as they have no other responsibilities. In this case, U3 will be responsible for plays at 1st, 2nd, and 3rd base on a fly ball that is not caught.

SITUATION 3U-38
FLY BALL DIRECTLY AT THE CENTER FIELDER OR BETWEEN THE
CENTER AND RIGHT FIELDERS



SITUATION 3U-39
FLY BALL DIRECTLY AT THE RIGHT FIELDER OR TAKING THE RIGHT
FIELDER TOWARD THE RIGHT FIELD LINE

PLATE UMPIRE

PU will exit the catcher left and move aggressively towards 3rd base in foul territory approximately 3-6' off the foul line. PU will communicate, "I've got 3rd if he/she tags". PU would be responsible for plays at 3rd on R2 tagging up. If the ball is caught and PU reads there will be a play (ball and runner), they will move aggressively into the cut-out area communicating "I've got 3rd". If PU enters the cut-out area for a play on R2 at 3rd and a subsequent play develops at home, PU will remain in fair territory in returning home. If PU reads that there will NOT be a play at 3rd base on R2, they will communicate to U3, "I'm going home" or "I'm staying home" and shifting responsibility of all the bases to U3.

U1

U1 lets their partners know they are responsible for the fly ball by verbalizing, "**I'm going out**". U1 is responsible for the **fair/foul** and **catch/no catch** calls, including balls in foul territory. U1 must get as much distance as possible while creating the best angle to make the calls; if necessary, U1 should sacrifice some distance to get the best possible angle. U1 must be stopped and in a standing set to make any calls. If the fly ball is in the vicinity of the fair/foul line, U1 must be set and straddling the line. When U1 goes out in this situation, they stay out until the play is complete.

U3

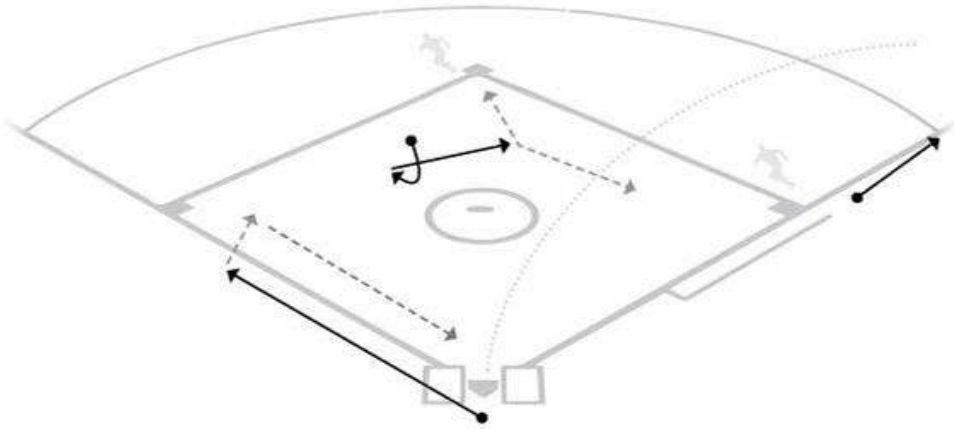
U3 will step up, turn and face the ball with their chest. U3 will aggressively move in to the working area, without back-stepping splitting the difference between 1st and 2nd base. U3 is responsible for R1 and R2 tagging up. U3 is responsible for all plays at 1st and 2nd base. If R2 tags up and commits to 3rd, U3 must visually confirm that PU is at 3rd base, and will then take responsibility for R1 at 1st and 2nd base. U3 cannot over commit to the 1st base side of the infield in case PU returns home because there was no play at 3rd; in that case U3 would split the difference and be responsible for all bases.

NOTES

With 2 outs, there would be no rotation; PU should indicate to the base umpires that they will be remaining at home, and U3 will be responsible for plays at 1st, 2nd, and 3rd base.

SITUATION 3U-39

**FLY BALL DIRECTLY AT THE RIGHT FIELDER OR TAKING THE RIGHT
FIELDER TOWARD THE RIGHT FIELD LINE**



**SITUATION 3U-40
DOUBLE STEAL**

PLATE UMPIRE

PU is responsible for calling and signaling the pitch. PU will carefully watch for the **batter interfering** with the catcher's throw to 2nd or 3rd. If PU feels the situation is questionable as to whether or not the batter interfered, it is permissible for PU to acknowledge it by verbalizing, "**That's nothing**", while giving a safe mechanic. PU will remain in the vicinity of home plate and observe the play.

U1

U1 remains in their starting position. U1 has no other responsibilities unless a run-down develops.

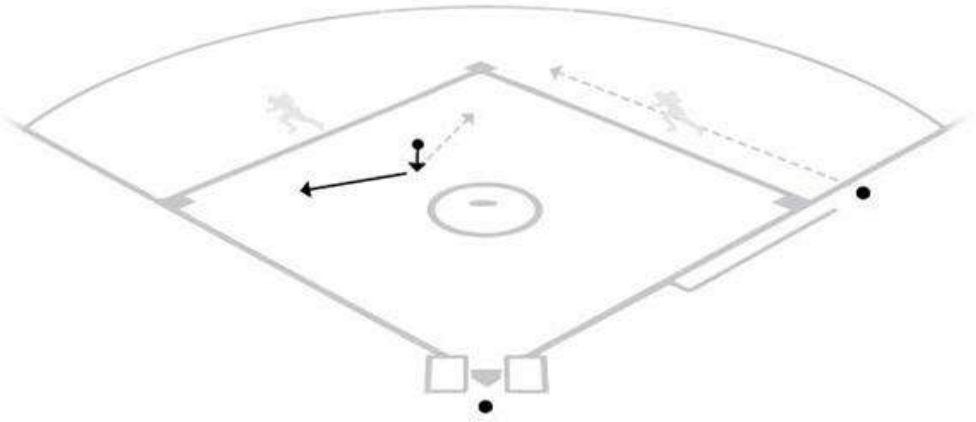
U3

U3 with a runner on 2nd base and no runners on 3rd must give a quick shoulder check over their right shoulder on every pitch to see if R2 is stealing. U3 might also have the advantage of seeing R1 stealing which will help in reading the play. U3 is responsible for plays at both 2nd and 3rd base. From starting position P4, U3 is in good position for either play and must react to the catcher's throw as to which base the play will be at. U3 will take a couple steps towards a base and be in a set position to make the call. Situational awareness regarding the speed of the runners on base may help U3 anticipate which base the catcher will throw to.

NOTES

It is acceptable for U1 to hustle to the cut-out or "rim" on the outside at 2nd base to take the call on R1 if the first play was made at 3rd base. U1 must make sure to verbalize this to their partner and be in position to make the call. With runners on 1st and 2nd base, should a run-down develop as a result of an attempted steal, refer to 3U-41 and 3U-42.

SITUATION 3U-40
DOUBLE STEAL



**SITUATION 3U-41
RUN-DOWN BETWEEN 1ST AND 2ND BASE**

PLATE UMPIRE

As soon as PU recognizes the run-down, they will hold their position at the point of the plate. In the event that R2 advances, PU is responsible for the touch at 3rd base and would be responsible for all plays developing at home plate if required. PU is also responsible for overthrows at 1st and 3rd base. Should a run-down ensue on the advancement of R2, refer to 3U-42.

U1

U1 is responsible for their half of the run-down. U1 will remain on the outfield side of the run-down and will communicate, "I've got this half" to U3. U1 should take a position approximately $\frac{1}{4}$ of the way towards 2nd base, the midpoint of their end of the run-down. As the run-down progressively moves back toward 1st base, U1 will adjust their position accordingly.

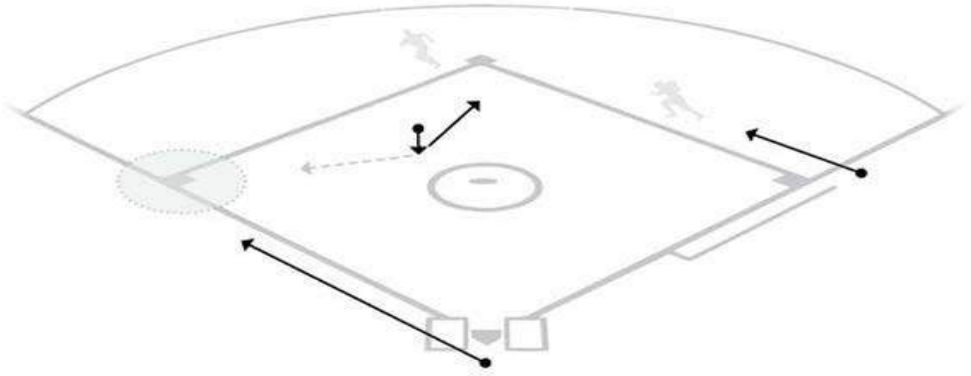
U3

U3 is responsible for their half of the run-down and will communicate, "I've got this half" to U1. U3 is also responsible for any plays at 2nd on R2. U3 should move within the working area to a position $\frac{3}{4}$ of the way towards 2nd base, the midpoint of their end of the run-down. As the run-down progressively moves toward 2nd base, U3 will adjust their position accordingly, U3 is also responsible for any plays at 3rd base and must be aware.

NOTES

Rotations involving run-downs can be complicated and dynamic; it is important that all umpires communicate with each other.

SITUATION 3U-41
RUN-DOWN BETWEEN 1ST AND 2ND BASE



SITUATION 3U-42
RUN-DOWN BETWEEN 2ND AND 3RD BASE

PLATE UMPIRE

As soon as PU recognizes the run-down, PU will exit the catcher left and move aggressively towards 3rd base in foul territory approximately 6-8' off the foul line. Once the run-down moves away from 3rd base, PU would communicate to U3, "I've got this end" and take responsibility for the cut-out area only. PU would be responsible for plays at 3rd base on R2. PU would be responsible for all plays developing at home plate if required.

U1

U1 upon recognizing the run-down will immediately move in to the infield and take a position $\frac{1}{4}$ of the way towards 2nd base. U1 is responsible for all plays on R1 from the midpoint between 1st and 2nd base back in to 1st base. Should R1 attempt to advance to 2nd base during the run-down, U3 would take responsibility for all plays on R1 at 2nd base.

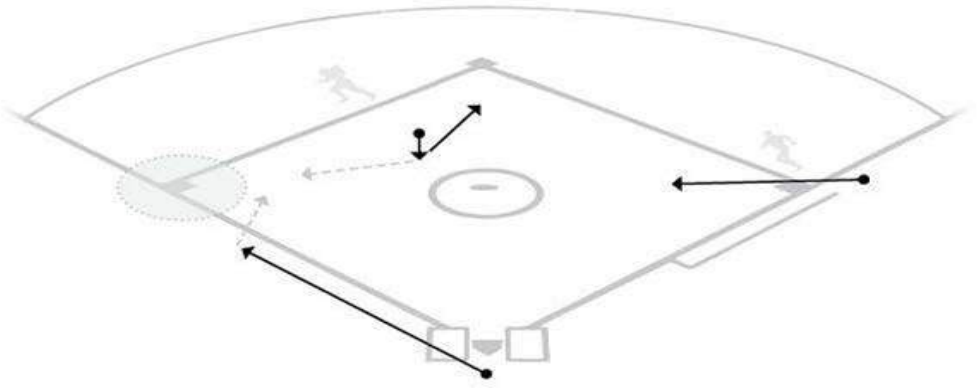
U3

U3 is initially responsible for the entire run-down between 2nd and 3rd base on R2. Once PU gets to the cut-out area and communicates to U3 that they are taking responsibility for all plays on R2 at the cut-out area, U3 should move to a position splitting the difference between the cut-out area and 2nd base. U3 must recognize that they are also responsible for all plays at 2nd base on R1 and R2.

NOTES

Rotations involving run-downs can be complicated and dynamic; it is important that all umpires communicate with each other.

SITUATION 3U-42
RUN-DOWN BETWEEN 2ND AND 3RD BASE



BASES LOADED

BASES LOADED

CONTENTS

SITUATION 3U-43	BASIC POSITIONS
SITUATION 3U-44	GROUND BALL OR BUNT TO THE INFIELD
SITUATION 3U-45	BASE HIT OR EXTRA BASE HIT TO THE OUTFIELD
SITUATION 3U-46	GENERAL RESPONSIBILITIES ON A FLY BALL TO THE OUTFIELD
SITUATION 3U-47	RESPONSIBILITIES ON LINE DRIVES OR FLY BALLS TO THE INFIELD (INCLUDING INFIELD FLY SITUATIONS)
SITUATION 3U-48	FLY BALL TAKING THE LEFT FIELDER TOWARDS THE LEFT FIELD LINE
SITUATION 3U-49	FLY BALL BETWEEN THE CENTER FIELDER AND LEFT FIELDER OR DIRECTLY AT THE LEFT FIELDER
SITUATION 3U-50	FLY BALL DIRECTLY AT THE CENTER FIELDER OR BETWEEN THE CENTER FIELDER AND RIGHT FIELDER
SITUATION 3U-51	FLY BALL TAKING THE RIGHT FIELDER TOWARD THE RIGHT FIELD LINE

SITUATION 3U-43
BASIC POSITIONS

PLATE UMPIRE

PU stands in the slot behind the catcher until the batter hits the ball. **This position is referred to as P1.**

U1

U1 sets up 10-12' behind the 1st baseman holding on R1. If the 1st baseman is not holding on R1 then refer to 3U-1. U1 should be completely in foul territory. U1 may angle their feet slightly towards the pitcher's mound as long as when the pitch is delivered, their shoulders and head are square to home plate. U1 should assume a hands-on-knees **set position** as the pitcher is *touching the rubber* and remain there as the pitch is delivered. U1 should not have to move to make a decision on a pick-off play at 1st base from this position. **This position is referred to as P2.**

U3

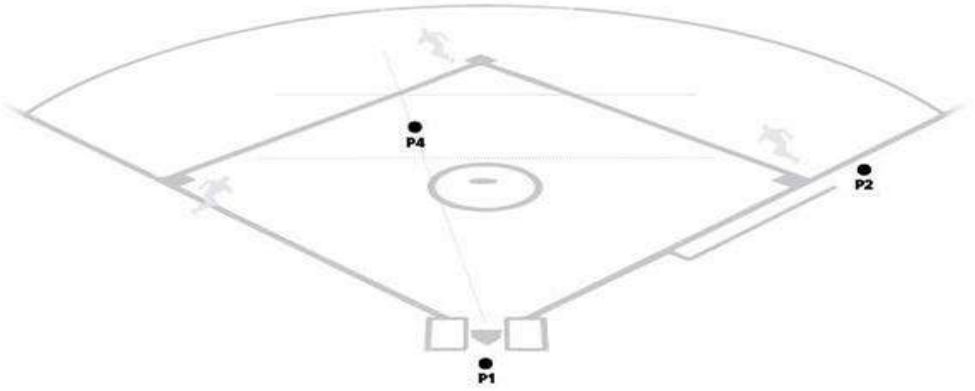
U3 sets up on the 3rd base side of the mound, using a guide line from the edge of home plate past the edge of the 18' pitching circle, and midway between the back edge of the 18' pitching circle and the 2nd base **cut-out** area. U3 will assume a hands-on-knees **set position** as the pitcher is *touching the rubber* and remain there until the pitch is delivered, or the pitcher disengages the rubber. U3 will be square to the batter in this starting position. **This position is referred to as P4.**

NOTES

As there are runners in scoring position, PU will always remain in the vicinity of the plate area. With 2 outs, all umpires should communicate the possibility of a time play. Unlike with R1 only, (Situation 3U-8), there is no option for U3 as to which side they may elect to take a starting position on; U3 must start of the 3rd base side in P4. With bases loaded less than 2 outs, PU may transfer their responsibility to U1 on a slow bounding fair ball before the 1st base bag with a signal. This will permit PU to stay at the point of the plate in the event of a quick developing play at the plate.

BASES LOADED

**SITUATION 3U-43
BASIC POSITIONS**



SITUATION 3U-44
GROUND BALL OR BUNT TO THE INFIELD

PLATE UMPIRE

PU is responsible for all fair/foul decisions on the 3rd base line and all fair/foul decisions up to the 1st base bag on the 1st base line. PU will take off their mask and hold their position at the point of the plate; PU is responsible for all overthrows. If the ball gets through the infield without being fielded, refer to 3U-45.

U1

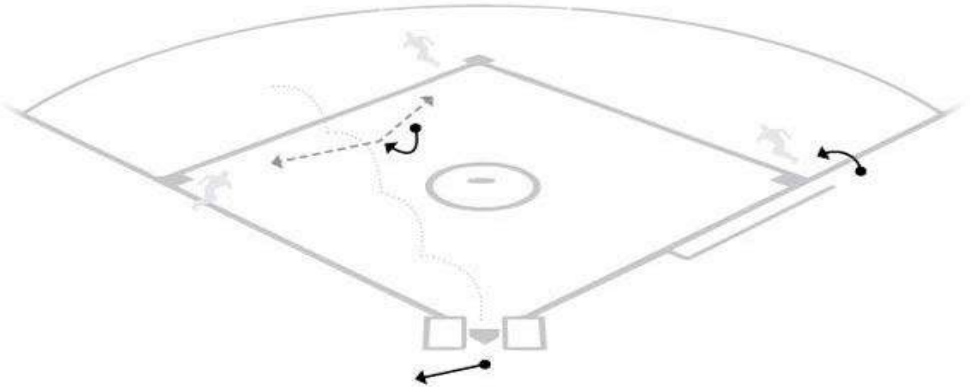
U1 is responsible for any fair/foul decisions at first base or beyond. U1 should take a read step with their left foot forward opening up to the infield, allowing them to pause, read, and react to the play. From that position U1 will move to a spot approximately 12-15' from 1st base creating a 90-degree angle from where the throw is originating and squaring their legs and body to the base. U1 will watch the release of the ball by the fielder, and after ensuring it is a true throw, come to a set position, turning and squaring their head and shoulders to the base. If U1 reads that the throw from the fielder is not a true throw, U1 will remain in a standing position and take a read step in whatever direction necessary to create the best angle possible to make the call on a possible swipe tag or to see whether the fielder pulled their foot off the base. U1 should always be in fair territory unless "pressure" is read from the 2nd baseman moving towards them, or in some cases when the throw originates in foul territory between home and 1st base. If the ball gets through the infield without being fielded, refer to 3U-45.

U3

U3 will step-up, turn and face the ball with their chest. U3 should step up with their foot on the side that the ground ball passes them on. U3 is responsible plays at 2nd or 3rd base. U3 should read the play and get some distance towards the base in which the play is being made. U3 must be in a set position to make a call. Situational awareness is the key for U3. U3 should be aware of a sacrifice bunt situation or a groundball to deep shortstop, which takes the shortstop towards 3rd base; both situations have a higher chance of resulting in a play at 3rd base.

BASES LOADED

**SITUATION 3U-44
GROUND BALL OR BUNT TO THE INFIELD**



SITUATION 3U-45
BASE HIT OR EXTRA BASE HIT TO THE OUTFIELD

PLATE UMPIRE

PU is responsible for all fair/foul decisions on the 3rd base line or a bounding fair ball in front of 1st base; they must be in a set position on the line or on 3rd base line extended if needed. PU will hold their position at the point of the plate and is responsible for R3 touching home, R2 touching 3rd base and any possible obstructions on R2. If there is a play at home, PU will remain at the point of the plate and if a play develops, they will adjust accordingly to see the tag play at the plate.

U1

U1 is responsible for any fair/foul decisions at first base or beyond. U1 should take a read step with their left foot forward opening up to the infield, allowing them to pause, read, and react to the play. U1 will move aggressively in to the infield area and pivot while watching the batter-runner touch 1st base. U1 is responsible for all plays at 1st base including possible obstruction. If the batter-runner commits to 2nd base, U1 will continue across the infield communicating to U3 that he is sliding across and is responsible for any plays at 2nd base on the batter-runner.

U3

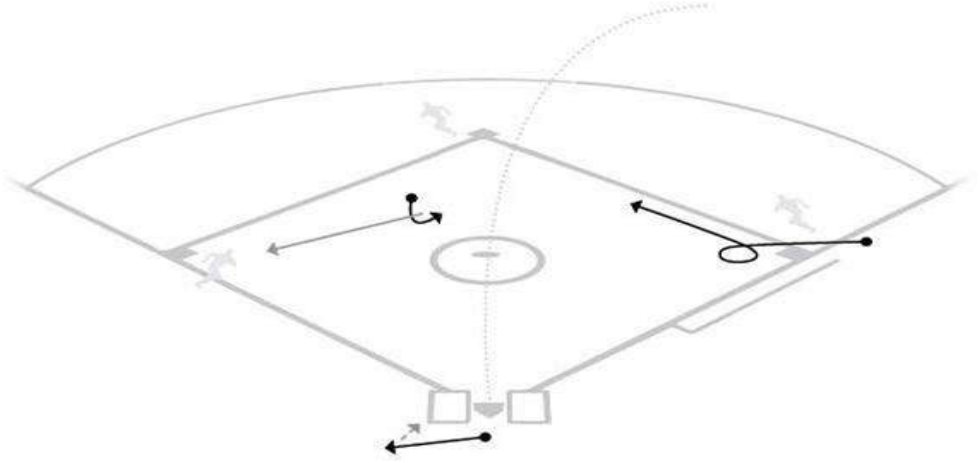
U3 will step-up, turn and face the ball with their chest. U3 should step up with their foot on the side that the ground ball passes them on. U3 should hold their position as they are already in the working area and splitting the distance between 2nd and 3rd base. U3 is responsible for 2nd and 3rd base on R1 and R2. U3 must read the play and determine which base the play will be at. U3 will then get distance towards the play and be in a set position to make a call. If R1 commits to 3rd, U3 must confirm that U1 has come in to pivot and is responsible for the batter-runner; after doing so, U3 will slide over to 3rd base for any possible play on R1.

NOTES

This rotation is commonly referred to as a “Slide” rotation, as U1 slides across the infield causing U3 to slide towards 3rd base. The idea being that there would be one runner with one umpire at each base, and not U3 having to split the difference. Once R1 touches 3rd base and commits to home, U3 can then move into foul territory even with 3rd base for a potential play on the batter-runner at 3rd base. Communication should be determined prior to the game by the crew.

BASES LOADED

SITUATION 3U-45
BASE HIT OR EXTRA BASE HIT TO THE OUTFIELD



SITUATION 3U-46
GENERAL RESPONSIBILITIES ON A FLY BALL TO THE OUTFIELD

PLATE UMPIRE

PU is responsible for all fly balls, which take the left fielder towards the foul line and in to foul territory. PU is responsible for all **fair/foul** and **catch/no catch** calls down the 3rd base line.

U1

U1 is responsible for trouble fly balls hit between the center fielder and the right fielder. U1 is responsible for all fly balls taking the right field toward the foul line, including foul territory. U1 is responsible for all fair/foul and catch/no catch calls in that area. On routine catchable fly balls, U1 will come into the infield, pivot and would be responsible for the batter-runner to 2nd base in the event that the fly ball is not caught.

U3

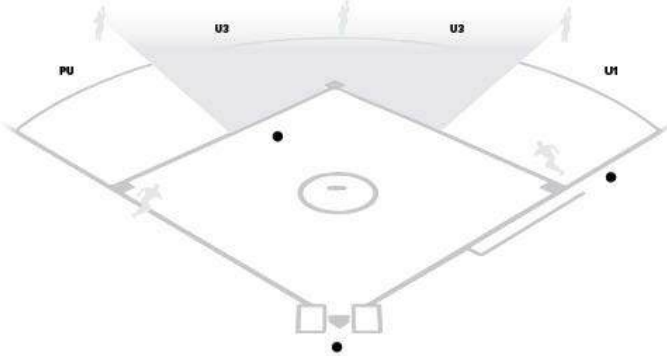
U3 is responsible for all catchable fly balls hit between the left fielder and the right fielder in the area commonly known as the “cone” or “wedge”. Should there be a trouble fly ball hit between the left fielder and the center fielder, U3 will go to a position at the grass dirt-line to make any catch/no catch calls. Should there be a trouble fly ball hit between the center fielder and the right fielder, U3 visually confirms that U1 has gone out and retreats to the working area and determines where the next play will occur. In this case, U3 would be responsible for all base runners to 3rd base.

NOTES

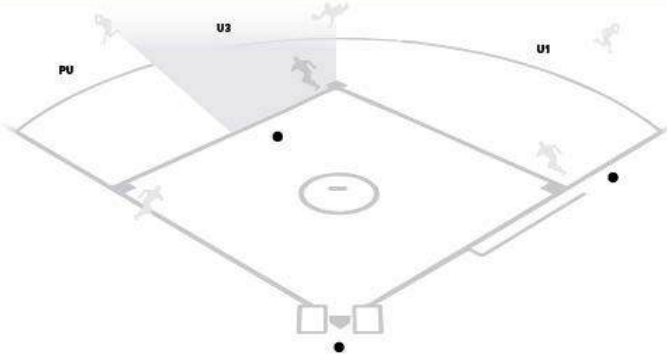
The responsibility of a trouble fly ball hit directly at the center fielder belongs to U1, and not U3, as U1 has the best possible angle for any trouble balls, which may be short hopped by the center fielder. U3 might be closer but is looking straight at the center fielder and therefore has no angle. These responsibilities should be reviewed prior to the game by the crew. Any time an infielder turns their back to the infield, it should be treated as a trouble fly ball to the outfield in terms of responsibilities

SITUATION 3U-46
GENERAL RESPONSIBILITIES ON A FLY BALL TO THE OUTFIELD

BASES LOADED
SITUATION 3U-46
RESPONSIBILITIES ON A CATCHABLE ROUTINE FLY BALL TO THE OUTFIELD



BASES LOADED
SITUATION 3U-46
RESPONSIBILITIES ON A TROUBLE FLY BALL TO THE OUTFIELD



SITUATION 3U-47
RESPONSIBILITIES ON LINE DRIVES OR FLY BALLS TO THE INFIELD
(INCLUDING INFIELD FLY SITUATIONS)

PLATE UMPIRE

PU is responsible for all fly balls to the pitcher and catcher. PU is also responsible for fly balls, which take the 3rd baseman towards the foul line. PU is responsible for all **fair/foul** decisions on the 3rd base line and anything up to the 1st base bag on the 1st base line. Proper communication for an infield fly is, “**Infield fly, batter is out**” or “**Infield fly if fair**”. PU is responsible for all line drives to the pitcher and a line drive, which takes the 3rd baseman towards the 3rd base line.

U1

U1 is responsible for all fly balls and line drives, which take the first baseman towards the first base line. U1 is responsible for **catch/no catch** calls and any **fair/foul** call, which is at the base or beyond. Proper communication for an infield fly is, “**Infield fly, batter is out**”

U3

U3 is responsible for all fly balls and line drives between the 3rd baseman and the 1st baseman but has no fair/foul responsibilities from this position. U3 will also take responsibility for a fly ball behind the pitcher’s mound. Proper communication for an infield fly is, “**Infield fly, batter is out**”.

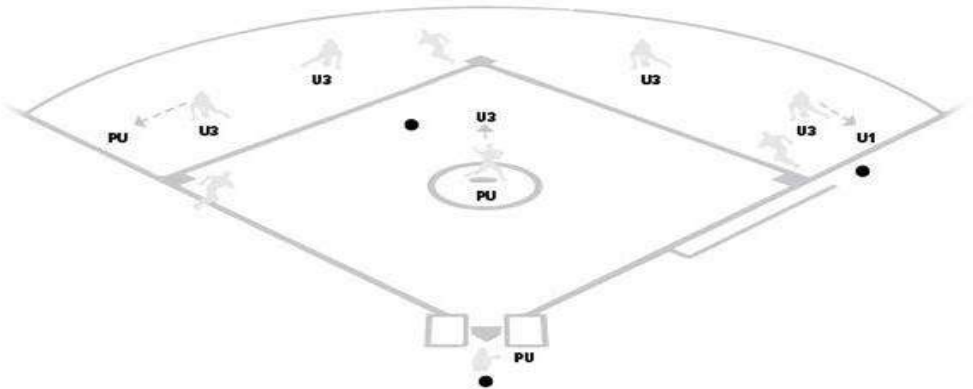
NOTES

Infield Fly can be called by any umpire and should be echoed by both partners. Primary responsibility still belongs to the umpire responsible for the fly ball.

It is important that a crew use visual and verbal communication with each other prior to signaling a call. There are times, specifically with line drives, where another umpire might have a better angle to assist with making a catch/no catch call. As a crew, these responsibilities should be discussed prior to a game, as well as what to do should a situation arise where another umpire might have information to assist the umpire responsible for the call.

SITUATION 3U-47

**RESPONSIBILITIES ON LINE DRIVES OR FLY BALLS TO THE INFIELD
(INCLUDING INFIELD FLY SITUATIONS)**



SITUATION 3U-48

FLY BALL TAKING THE LEFT FIELDER TOWARDS THE LEFT FIELD LINE

PLATE UMPIRE

PU will exit the catcher left and move down the 3rd base line. PU will communicate to their partners, "I've got the ball". PU will get some distance towards the fly ball coming to a set position straddling the foul line taking as many steps that will allow them to get home should there be a play; their first priority is fair/foul and then catch/no catch. From here, PU is responsible for lining up R3 tagging at 3rd base. With less than 2 outs, If the ball is caught, PU will move aggressively back to the point of the plate for a potential play on R3. With 2 outs, PU no longer has responsibility for a tag up at 3rd, consequently, PU can move more aggressively toward the ball taking as many steps as necessary that will allow them to get back to the point of plate for a call on R1 should the ball not be caught. If the ball is not caught, PU will give a mechanic and refer to 3U-45.

U1

U1 will move aggressively in to the infield and pivot. They are responsible for R1 tagging up and any plays back at 1st base on R1, including an appeal play. If the ball is caught, U1 can then move aggressively into foul territory even with the bag. If the ball is not caught, refer to 3U-45.

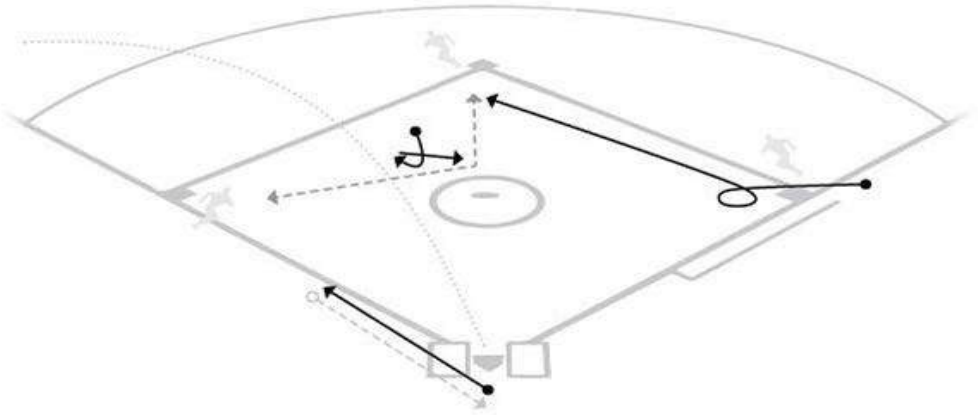
U3

U3 will step up, turn and face the ball with their chest. U3 will aggressively move in to the working area, without back-stepping. U3 will take a position, which allows them to see the **catch/no catch** and R2 tagging up at 2nd base. U3 is responsible for all plays and 2nd and 3rd base; this includes plays back in to 3rd base on R3. U3 must split the difference between 2nd and 3rd base and allow the play to take them towards a base for a possible call. If the ball is not caught, refer to 3U-45.

NOTES

If the ball is not caught, revert to the rotation as described in Situation 3U-45.

SITUATION 3U-48
FLY BALL TAKING THE LEFT FIELDER TOWARDS THE LEFT FIELD LINE



SITUATION 3U-49
FLY BALL BETWEEN THE CENTER FIELDER AND LEFT FIELDER OR
DIRECTLY AT THE LEFT FIELDER

PLATE UMPIRE

PU exits left and is responsible for R3 tagging up at 3rd, taking as many steps as necessary without leaving the cut-out area of the plate which allows them to see R3 tagging up at 3rd base and the catch in the outfield. PU is responsible for any play at home on R3. PU must remember to balance the distance he gets to line up the tag with being able to return to home plate and get to a position starting at the point of the plate and adjusting accordingly to make a call on R3.

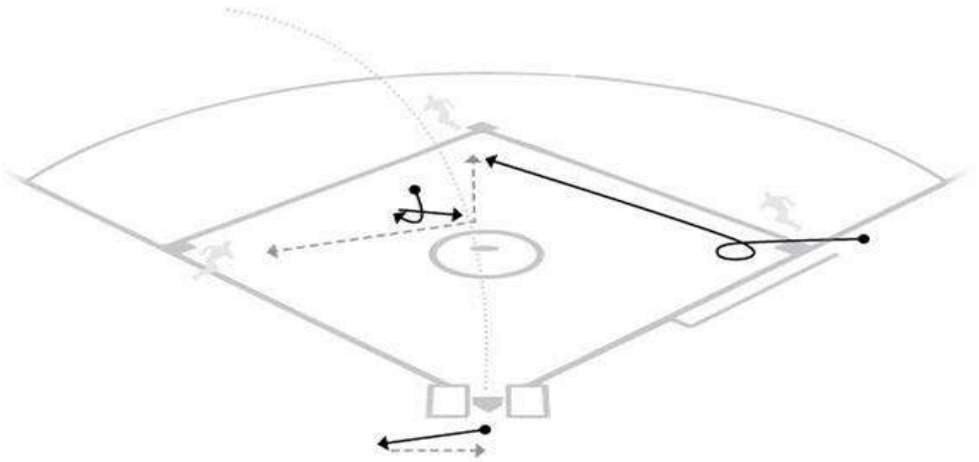
U1

U1 will move aggressively in to the infield and pivot. They are responsible for R1 tagging up and any plays back at 1st base on R1, including an appeal play. If the ball is caught, U1 can then move aggressively into foul territory even with the bag. If the ball is not caught, refer to 3U-45.

U3

U3 will step up, turn and face the ball with their chest. U3 will aggressively move in to the working area, without back-stepping. U3 is responsible for the catch/no catch call. If U3 reads the fly ball to be a trouble fly ball, they will move to the edge of the grass dirt-line and take a standing set to make the call. U3 must aggressively signal the catch/no catch with a mechanic and voice. U3 will not leave the infield in this situation and is responsible for any play at 2nd on R1 or any play back in to 3rd on R3. If the ball is dropped, refer to 3U-45.

SITUATION 3U-49
FLY BALL BETWEEN THE CENTER FIELDER AND LEFT FIELDER OR
DIRECTLY AT THE LEFT FIELDER



SITUATION 3U-50
FLY BALL DIRECTLY AT THE CENTER FIELDER OR BETWEEN THE
CENTER FIELDER AND RIGHT FIELDER

PLATE UMPIRE

PU exits left and is responsible for R3 tagging up at 3rd, taking as many steps as necessary without leaving the cut-out area of the plate which allows them to see R3 tagging up at 3rd base and the catch in the outfield. PU is responsible for any play at home on R3. PU must remember to balance the distance they get to line up the tag with being able to return to home plate and get to a position starting at the point of the plate and adjusting accordingly to make a call on R3.

U1

On trouble fly balls, U1 lets their partners know they are responsible for the fly ball by verbalizing, "I'm going out". U1 is responsible for the catch/no catch call. U1 must get as much distance as possible while creating the best angle to make the calls; if necessary, U1 should sacrifice some distance to get the best possible angle. U1 must be stopped and in a standing set to make any calls. When U1 goes out in this situation, they stay out until the play is complete. Where U1 reads a routine catchable fly ball in the outfield, U1 will move aggressively in to the infield and pivot. They are responsible for R1 tagging up and any plays back at 1st base on R1, including an appeal play. If the ball is caught, U1 can then move aggressively into foul territory even with the bag. Should the ball not be caught, refer to 3U-45.

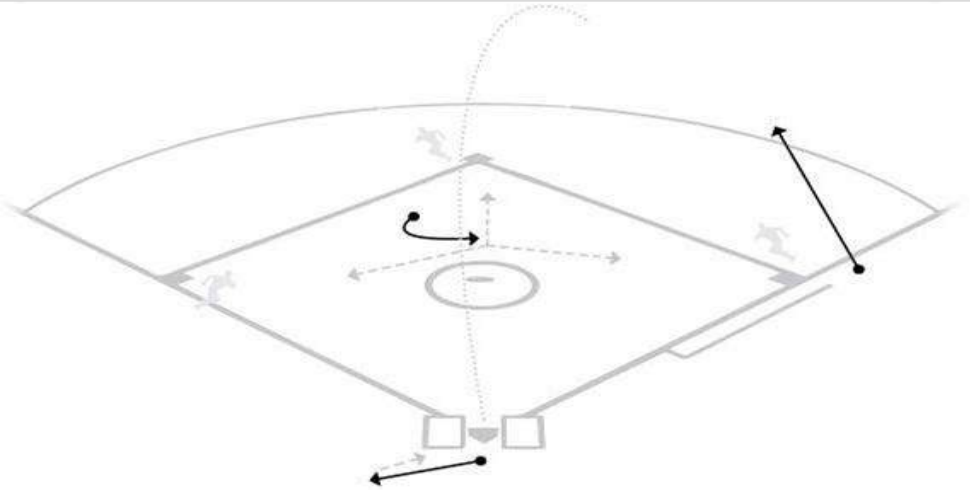
U3

U3 is responsible for routine catchable fly balls from the right fielder over to the center-field in the area commonly known as the "cone" or "wedge". U3 will step up, turn and face the ball with their chest and move in to the working area without back-stepping. U3 is responsible for the catch/no catch. On a trouble fly ball taking U1 to the outfield, U3 will aggressively move in to the working area, without back-stepping, to a position which splits the difference between 1st and 2nd base. From there U3 is responsible for R1 tagging up and any possible plays returning to 1st base. U3 would also be responsible for any play on R3 back in to 3rd base. If the ball is dropped, refer to 3U-45.

NOTES

With 1 out, and the fly ball caught, this now becomes a **time play** situation. PU must be aware and get to a position to line up R3 touching home with the play at either 2nd or 3rd base.

**SITUATION 3U-50
FLY BALL DIRECTLY AT THE CENTER FIELDER OR BETWEEN THE
CENTER FIELDER AND RIGHT FIELDER**



SITUATION 3U-51

FLY BALL TAKING THE RIGHT FIELDER TOWARD THE RIGHT FIELD LINE

PLATE UMPIRE

PU exits left and is responsible for R3 tagging up at 3rd, taking as many steps as necessary without leaving the cut-out area of the plate, which allows them to see R3 tagging up at 3rd base and the catch in the outfield. PU is responsible for any play at home on R3. PU must remember to balance the distance they get to line up the tag with being able to return to home plate and get to a position starting at the point of the plate and adjusting accordingly to make a call on R3.

U1

U1 lets their partners know they are responsible for the fly ball by verbalizing, “**I’m going out**”. U1 is responsible for the **fair/foul** and **catch/no catch** calls. U1 must get as much distance as possible while creating the best angle to make the calls; if necessary, U1 should sacrifice some distance to get the best possible angle. U1 must be stopped and in a standing set to make any calls. If the fly ball is in the vicinity of the fair/foul line, U1 must be set and straddling the line. When U1 goes out in this situation, they stay out until the play is complete.

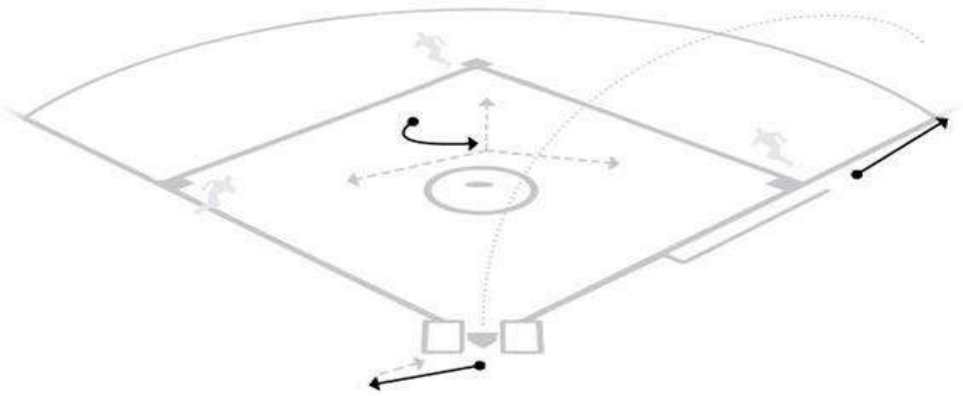
U3

U3 will step up, turn and face the ball with their chest. U3 will aggressively move in to the working area, without back-stepping, to a position which splits the difference between 1st and 2nd base. From there U3 is responsible for R1 tagging up and any possible plays returning to 1st base. U3 would also be responsible for any play on R3 back in to 3rd base. If the ball is dropped, U3 is responsible for R1 at 2nd and 3rd base and all plays on the batter-runner at 1st, 2nd, and 3rd.

NOTES

With 1 out, and the fly ball caught, this now becomes a **time play** situation. PU must be aware and get to a position to line up R3 touching home with the play at either 2nd or 3rd base.

SITUATION 3U-51
FLY BALL TAKING THE RIGHT FIELDER TOWARD THE RIGHT FIELD LINE



R2 ONLY, LESS THAN 2 OUT

CONTENTS

SITUATION 3U-52	BASIC POSITIONS
SITUATION 3U-53	GROUND BALL OR BUNT TO THE INFIELD
SITUATION 3U-54	BASE HIT OR EXTRA BASE HIT TO THE OUTFIELD
SITUATION 3U-55	GENERAL RESPONSIBILITIES ON A FLY BALL TO THE OUTFIELD
SITUATION 3U-56	RESPONSIBILITIES ON LINE DRIVES OR FLY BALLS TO THE INFIELD
SITUATION 3U-57	FLY BALL TAKING THE LEFT FIELDER TOWARD THE LEFT FIELD LINE
SITUATION 3U-58	FLY BALL DIRECTLY AT THE CENTER FIELDER OR BETWEEN THE CENTER FIELDER AND LEFT FIELDER
SITUATION 3U-59	FLY BALL DIRECTLY AT THE RIGHT FIELDER OR BETWEEN THE RIGHT FIELDER AND CENTER FIELDERS
SITUATION 3U-60	FLY BALL TAKING THE RIGHT FIELDER TOWARD THE RIGHT FIELD LINE
SITUATION 3U-61	RUN-DOWN BETWEEN 2ND AND 3RD BASE
SITUATION 3U-62	STEAL OF 3RD BASE

SITUATION 3U-52
BASIC POSITIONS

PLATE UMPIRE

PU stands in the slot behind the catcher until the batter hits the ball. This position is referred to as **P1**.

U1

U1 sets up on the 1st base side of the mound, using a guide line from the edge of home plate past the edge of the 18' pitching circle, and midway between the back edge of the 18' pitching circle and the 2nd base **cut-out** area. U1 will assume a hands-on-knees **set position** as the pitcher is *touching the rubber* and remain there until the pitch is delivered, or the pitcher disengages the rubber. U1 will be square to the batter in this starting position. This position is referred to as **P3**.

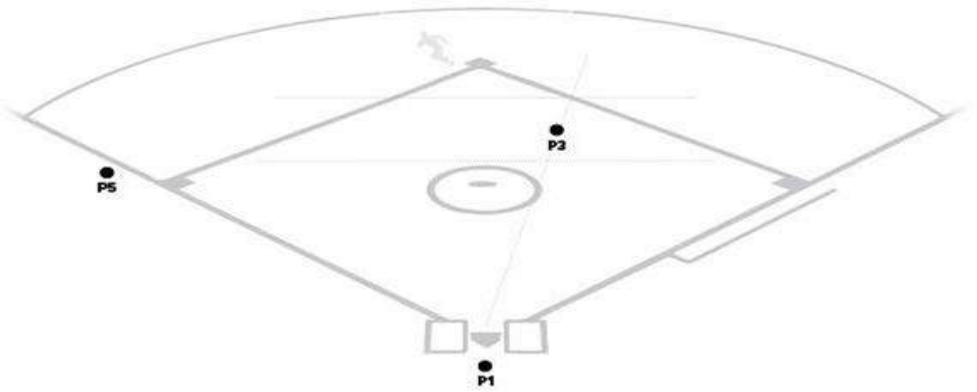
U3

U3 should be positioned 10-12' behind the 3rd baseman with both feet in foul territory. If the 3rd baseman moves backwards, so will U3, however, the distance between U3 and 3rd baseman will get closer, with U3 never being closer than 4-6'. If the 3rd baseman moves forward and is parallel with, or closer than the base, U3 will be positioned 12-15' behind 3rd base. U3 will assume a set position as the pitcher begins their delivery to ensure they are set for each pitch. This position is referred to as **P5**.

NOTES

Alternately, U1 has the option to set up in deep P3, taking a position at the edge of the grass dirt-line of the infield and will be square to the opposite dugout and not home plate. On a play at 1st base, U1 will need to as much as possible, get a 90-degree angle to properly see the play. However, regular P3 remains the recommended starting position.

SITUATION 3U-52
BASIC POSITIONS



SITUATION 3U-53
GROUND BALL OR BUNT TO THE INFIELD

PLATE UMPIRE

PU is responsible for all fair/foul decisions on the 1st base line and all fair/foul decisions up to the 3rd base bag on the 3rd base line. PU will remove their mask and hold their position at the point of the plate and is responsible for all plays at home. PU is also responsible for all overthrows.

U1

U1 will step-up, turn and face the ball with their chest. U1 should step up with their foot on the side that the ground ball passes them on. If there is a play at 1st base, U1 will get distance towards the spot where the 45' line begins creating an angle for the play at 1st base. U1 will come to a set position to make the call. U1 is responsible for plays at 1st and 2nd base. If the play is at 2nd or 3rd base, U1 will remain in the working area splitting the distance between 1st and 2nd base. they will then let the throw take them to the base where the play occurs. If the batter bunts, U1 should immediately get distance towards 1st base in anticipation of the play.

U3

U3 is responsible for any fair/foul decisions at 3rd base. U3 should take a read step with their right foot forward opening up to the infield, allowing them to pause, read, and react to the play. If U3 reads a play developing at 3rd base on R2, they will move to a position in foul territory lining up the base, the ball and the runner creating an angle for the play at 3rd. It is acceptable for U3 to take a position in either in fair or foul territory to make the call at 3rd base.

NOTES

PU may, upon a pre-pitch signal to U3, transfer their responsibility on a fair bounding ball in front of the bag at 3rd base to U3 in the event of a quick developing play at the plate.

SITUATION 3U-54
BASE HIT OR EXTRA BASE HIT TO THE OUTFIELD

PLATE UMPIRE

PU is responsible for all fair/foul decisions on the 1st base line; they must be in a set position on the line or on 1st base line extended if needed. PU will remove their mask and hold their position at the point of the plate. If there is a play at home, PU will adjust accordingly to see the tag play.

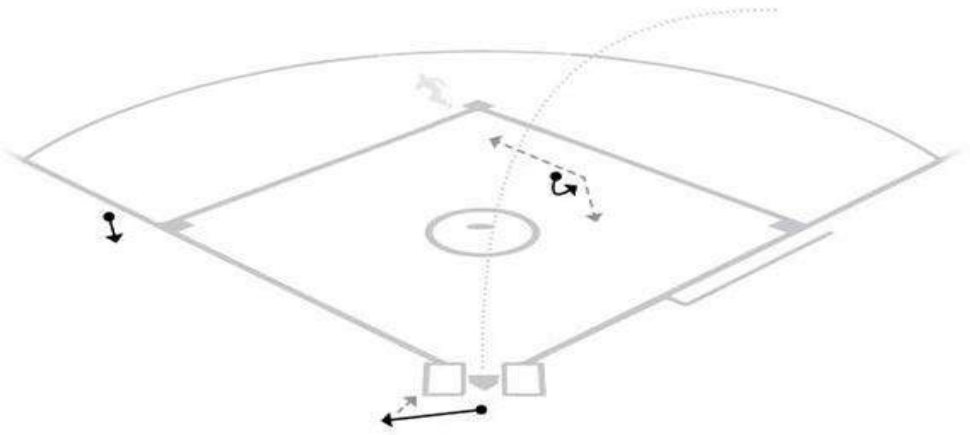
U1

U1 will step-up, turn and face the ball with their chest. U1 should step up with their foot on the side that the ground ball passes them on. U1 is responsible for all plays and touches at 1st and 2nd base. U1 must split the difference between 1st and 2nd base and allow the play to determine where U1 will move. U1 will get a few steps in the direction of the play and should be in a set position.

U3

U3 is responsible for any **fair/foul** decisions at 3rd base or beyond. U3 should take a read step with their right foot forward opening up to the infield, allowing them to **pause, read, and react** to the play. U3 will then move in to foul territory in the direction of home plate stopping in the vicinity of 3rd base. U3 is responsible for R2 touching 3rd base and any possible obstructions. If U3 reads a play developing at 3rd base on R2, they will move to a position creating an angle for the play at 3rd. U3 would be responsible for their end of either run-down between 2nd and 3rd or 3rd and home.

SITUATION 3U-54
BASE HIT OR EXTRA BASE HIT TO THE OUTFIELD



SITUATION 3U-55
RESPONSIBILITIES ON A FLY BALL TO THE OUTFIELD

PLATE UMPIRE

PU is responsible for all fly balls, which take the right fielder towards the foul line and in to foul territory. PU is responsible for all fair/foul and catch/no catch calls down the 1st base line. PU should take as many steps as necessary to judge the ball in the outfield and then move aggressively back to the point of the plate for a possible play at the plate.

U1

U1 is responsible for all routine catchable fly balls in the area commonly known as the “cone” or “wedge”. U1 will step up, turn and face the ball with their chest and will move aggressively in to the working area without back-stepping. U1 is responsible for R2 back to 2nd base. Should there be a trouble fly ball within that area, U1 will go to a position at the grass dirt-line to make any catch/no catch calls. If the ball is uncaught, U1 is responsible for the batter-runner touch of first base as well as the batter-runner to 2nd base.

U3

U3 is responsible for all trouble fly balls hit directly at the center fielder all the way to the left field foul line, including foul territory. U3 is responsible for all fair/foul and catch/no catch calls in that area.

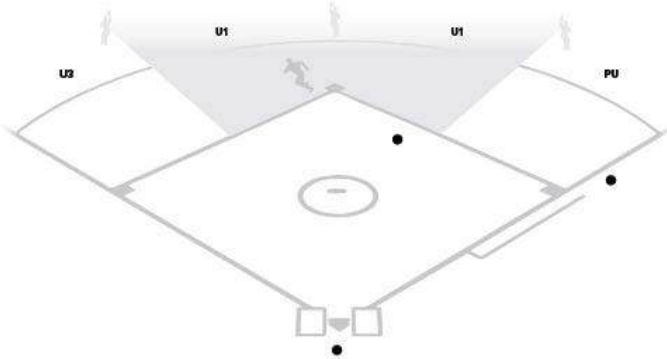
NOTES

The responsibility of a trouble fly ball hit directly at the center fielder belongs to U3, and not U1, as U3 has the best possible angle for any trouble balls, which may be short hopped by the center fielder. U1 might be closer but is looking straight at the center fielder and therefore has no angle. These responsibilities should be reviewed prior to the game by the crew. Any time an infielder turns their back to the infield, it should be treated as a trouble fly ball to the outfield in terms of responsibilities.

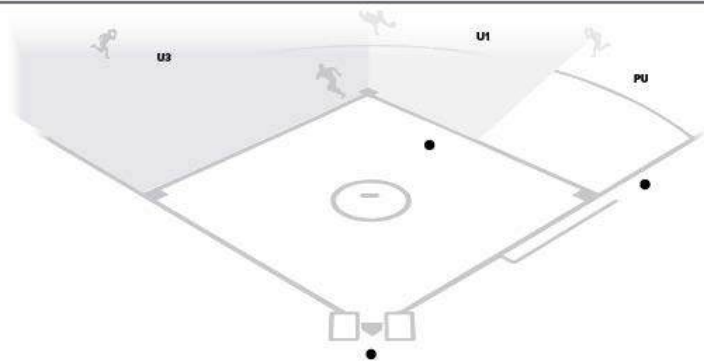
If an infielder turns their back to the plate to field a pop-up, responsibilities of the **catch/no catch** will remain the same as a fly ball to the outfield

SITUATION 3U-55
RESPONSIBILITIES ON A FLY BALL TO THE OUTFIELD

R2 ONLY, LESS THAN 2 OUT
SITUATION 3U-55
RESPONSIBILITIES ON A CATCHABLE ROUTINE FLY BALL TO THE OUTFIELD



R2 ONLY, LESS THAN 2 OUT
SITUATION 3U-55
RESPONSIBILITIES ON A TROUBLE FLY BALL TO THE OUTFIELD



SITUATION 3U-56
RESPONSIBILITIES ON LINE DRIVES OR FLY BALLS TO THE INFIELD

PLATE UMPIRE

PU is responsible for all fly balls to the pitcher and catcher. PU is also responsible for fly balls, which take the 1st baseman towards the foul line. PU is responsible for all **fair/foul** decisions on the 1st base line and anything up to the 3rd base bag on the 3rd base line. PU is responsible for all line drives to the pitcher and a line drive, which takes the 1st baseman towards the 1st base line.

U1

U1 is responsible for all fly balls and line drives between the 3rd baseman and the 1st baseman but has no fair/foul responsibilities from this position. U1 will also take responsibility for a fly ball behind the pitcher's mound.

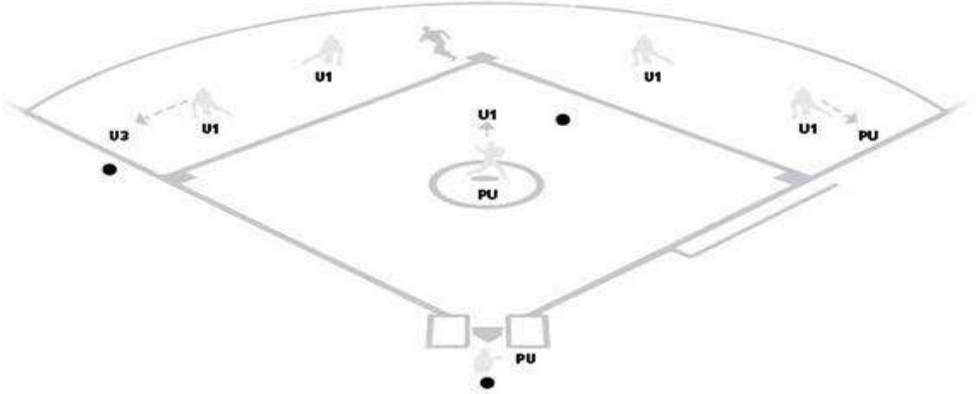
U3

U3 is responsible for all fly balls and line drives, which take the 3rd baseman towards the 3rd base line. U3 is responsible for **catch/no catch** calls and any **fair/foul** call, which is at the base or beyond.

NOTES

It is important that a crew use visual and verbal communication with each other prior to signaling a call. There are times, specifically with line drives, where another umpire might have a better angle to assist with making a catch/no catch call. As a crew, these responsibilities should be discussed prior to a game, as well as what to do should a situation arise where another umpire might have information to assist the umpire responsible for the call.

SITUATION 3U-56
RESPONSIBILITIES ON LINE DRIVES OR FLY BALLS TO THE INFIELD



SITUATION 3U-57
FLY BALL TAKING THE LEFT FIELDER TOWARD THE LEFT FIELD LINE

PLATE UMPIRE

PU will remove their mask and hold their position and the point of the plate. PU is responsible for R2 touching third and for all plays at home plate as well as all overthrows.

U1

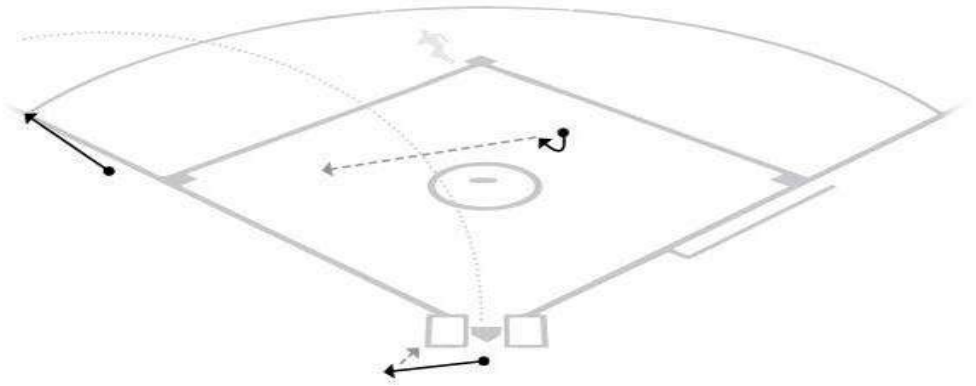
U1 will step up, turn and face the ball with their chest. U1 will aggressively move in to the working area, without back-stepping. U1 will take a position, which allows them to see the catch/no catch and R2 tagging up at 2nd base. U1 is responsible for R2 back to 2nd base and should the ball be uncaught, U1 is responsible for R2 to 3rd base as well as the batter-runner's touch of first base by time looking over their right shoulder as well as the batter-runner to 2nd base by splitting the difference between 2nd and 3rd base letting the ball take them to the next play.

U3

U3 lets their partners know they are responsible for the fly ball by verbalizing, "**I'm going out**". U3 is responsible for the **fair/foul** and **catch/no catch** calls. U3 must get as much distance as possible while creating the best angle to make the calls; if necessary, U3 should sacrifice some distance to get the best possible angle. U3 must be stopped and in a standing set to make any calls. If the fly ball is in the vicinity of the fair/foul line, U3 must be set and straddling the line. When U3 goes out in this situation, they stay out until the play is complete.

SITUATION 3U-57

FLY BALL TAKING THE LEFT FINDER TOWARD THE LEFT FIELD LINE



SITUATION 3U-58
FLY BALL DIRECTLY AT THE CENTER FIELDER OR BETWEEN THE
CENTER FIELDER AND LEFT FIELDER

PLATE UMPIRE

PU will remove their mask and hold their position and the point of the plate. PU is responsible for R2 touching third and for all plays at home plate as well as all overthrows.

U1

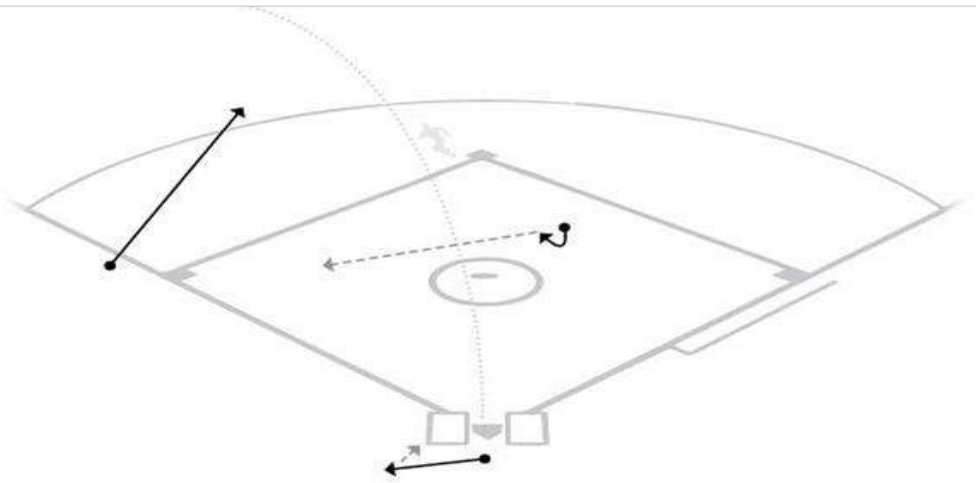
U1 is responsible for routine catchable fly balls in the area commonly known as the “cone” or “wedge”. U1 will step up, turn and face the ball with their chest. U1 will aggressively move in to the working area, without back-stepping. Should the ball be uncaught, refer to 3U-54.

U3

On routine catchable fly balls, U3 will move aggressively in to foul territory near 3rd base lining up the base, the ball and R2 tagging. U3 is responsible for all plays at 3rd base.

On trouble fly balls, U3 lets their partners know they are responsible for the fly ball by verbalizing, “I’m going out”. U3 is responsible for the fair/foul and catch/no catch calls. U3 must get as much distance as possible while creating the best angle to make the calls; if necessary, U3 should sacrifice some distance to get the best possible angle. U3 must be stopped and in a standing set to make any calls. If the fly ball is in the vicinity of the fair/foul line, U3 must be set and straddling the line. When U3 goes out in this situation, they stay out until the play is complete.

SITUATION 3U-58
FLY BALL DIRECTLY AT THE CENTER FIELDER OR BETWEEN THE
CENTER FIELDER AND LEFT FIELDER



SITUATION 3U-59
FLY BALL DIRECTLY AT THE RIGHT FIELDER OR BETWEEN THE RIGHT
FIELDER AND CENTER FIELDERS

PLATE UMPIRE

PU will remove their mask and hold their position at the point of the plate. PU is responsible for all plays at home plate and overthrows. If the ball is dropped refer to 3U-54.

U1

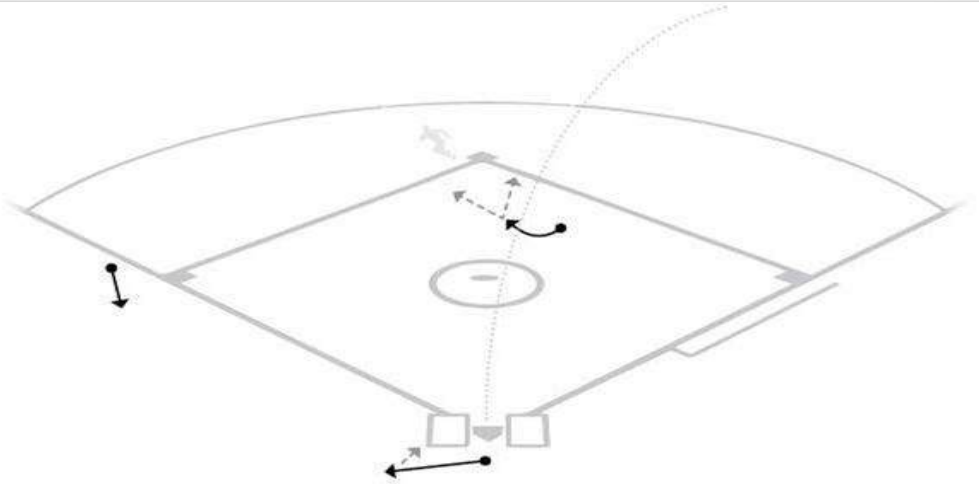
U1 is responsible for routine catchable fly balls in the area commonly known as the “cone” or “wedge”. U1 will step up, turn and face the ball with their chest. U1 will aggressively move in to the working area, without back-stepping. U1 is responsible for the **catch/no catch** call. If U1 reads the fly ball to be a trouble ball, they will move to the edge of the grass dirt line and take a standing set to make the call. U1 must aggressively signal the catch/no catch with a mechanic and voice. If it is not a trouble ball, U1 will remain in the working area, taking a position, which allows them to see the **catch/no catch** and R2

U3

U3 will move aggressively in to foul territory, taking a position lining up the base, the ball and the runner which allows them to watch the catch/no catch and R2 at 2nd base and then make any adjustments necessary to get to the best position possible to make the call should there be a play. U3 must be in a set position for a call at 3rd base. If the ball is dropped refer to 3U-54.

SITUATION 3U-59

**FLY BALL DIRECTLY AT THE RIGHT FIELDER OR BETWEEN THE RIGHT
FIELDER AND CENTER FIELDSERS**



SITUATION 3U-60**FLY BALL TAKING THE RIGHT FIELDER TOWARD THE RIGHT FIELD LINE**

PLATE UMPIRE

PU will exit the catcher left and move aggressively down the 1st base. PU will communicate to their partners, “I’m on the line”. PU is responsible for the fair/foul and catch/no catch call. PU will get as much distance as possible and come to a standing set position to make a call. If the ball is caught, PU will give a mechanic, and after seeing the release of the throw from the outfielder, PU will initially take as many steps as necessary allowing them to return to the home plate area for a possible play on R2 scoring. PU is responsible for overthrows and any plays on R2 at home.

U1

U1 will step up, turn and face the ball with their chest. U1 will aggressively move in to the working area, without back-stepping. U1 will take a position, which allows them to see the catch/no catch and R2 tagging up at 2nd base. U1 is responsible for R2 back to 2nd base. U1 is responsible for watching the batter-runner touch 1st base, R2 tagging up, and all plays at 2nd on R2. Should the ball be uncaught, U1 is responsible for the batter-runner’s touch of 1st base by looking over their right shoulder and attempt to time looking at the batter-runner touch 1st base, but their priority is R2 tagging up.

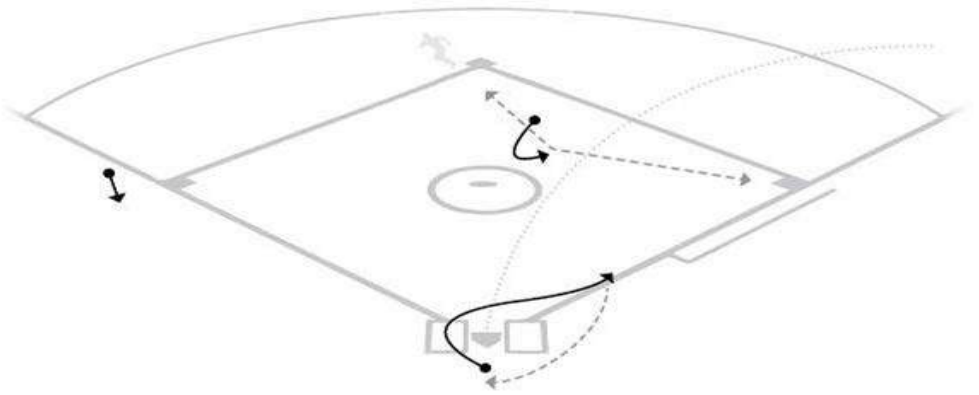
U3

U3 will move aggressively in to foul territory; taking a position lining up the base, the ball and the runner and the catch/no catch in the outfield. U3 is responsible for all plays on R2 at 3rd base. U3 will read the throw and make any adjustments necessary to get in to the best position possible to make a call on R2 at 3rd base if he tags. U3 must be in a set position to make the call.

NOTES

The terminology “**I’m on the line**” by PU replaces “**I’ve got the ball**” in this rotation. This terminology indicates that PU knows their responsibilities, and is positioned on the 1st base line as opposed to the 3rd base line. PU will not have any other responsibilities in regards to 3rd base, either plays or runners tagging up.

SITUATION 3U-60
FLY BALL TAKING THE RIGHT FIELDER TOWARD THE RIGHT FIELD LINE



SITUATION 3U-61
RUN-DOWN BETWEEN 2ND AND 3RD BASE

PLATE UMPIRE

PU will remove their mask and hold their position at the point of the plate. PU is responsible for any overthrows as well as any plays at home on R2.

U1

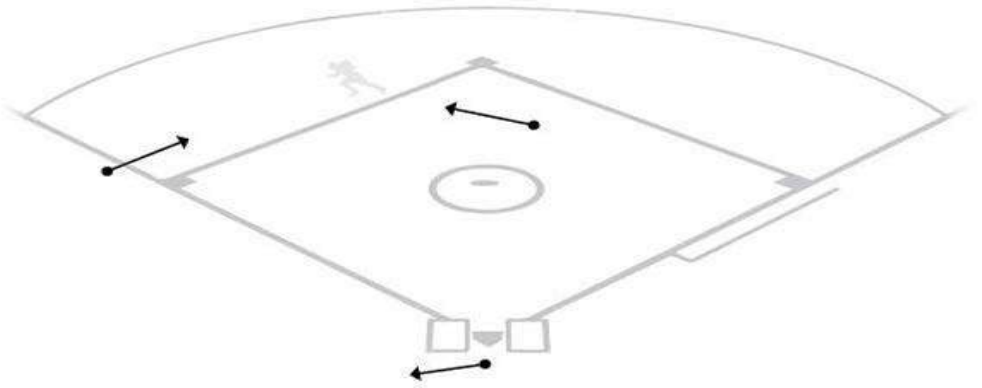
U1 is responsible for their half of the run-down. U1 will remain on the infield side of the run-down and will communicate, "I've got this half" to U3. U1 should take a position approximately $\frac{1}{4}$ of the way towards 3rd base, the midpoint of their end of the run-down. U1 is responsible for all plays at 2nd base. As the run-down progressively moves back toward 2nd base, U1 will adjust their position accordingly.

U3

U3 is responsible for their half of the run-down. U3 will remain on the outfield side of the run-down and will communicate, "I've got this half" to U1. U3 should take a position approximately $\frac{3}{4}$ of the way towards 3rd base, the midpoint of their end of the run-down. U3 is responsible for all plays at 3rd base. If R2 reaches 3rd safely and another run-down begins between 3rd and home, U3 will move in to the infield for their half of the run-down. As the run-down progressively moves toward 3rd base, U3 will adjust their position accordingly.

R2 ONLY, LESS THAN 2 OUT

SITUATION 3U-61
RUN-DOWN BETWEEN 2ND AND 3RD BASE



**SITUATION 3U-62
STEAL OF 3RD BASE**

PLATE UMPIRE

PU will remove their mask and hold their position at the point of the plate. PU is responsible for any overthrows as well as any plays at home on R2.

U1

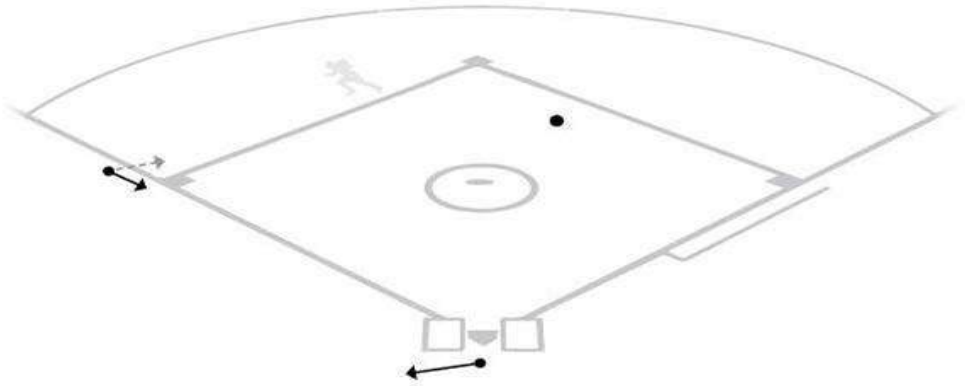
U1 has no responsibility in this situation, unless a run-down develops (refer to Situation 3U-61).

U3

U3 will step aggressively forward, moving into a set position to get the best possible angle on R2 sliding into 3rd base. It is acceptable for U3 to take a position in either fair or foul territory to make the call.

R2 ONLY, LESS THAN 2 OUT

SITUATION 3U-62
STEAL OF 3RD BASE



CONTENTS

SITUATION 3U-63	BASIC POSITIONS
SITUATION 3U-64	GROUND BALL OR BUNT TO THE INFIELD
SITUATION 3U-65	BASE HIT OR EXTRA BASE HIT TO THE OUTFIELD
SITUATION 3U-66	GENERAL RESPONSIBILITIES ON A FLY BALL TO THE OUTFIELD
SITUATION 3U-67	RESPONSIBILITIES ON LINE DRIVES OR FLY BALLS TO THE INFIELD
SITUATION 3U-68	FLY BALL TAKING THE LEFT FIELDER TO THE LEFT FIELD LINE
SITUATION 3U-69	FLY BALL BETWEEN THE CENTER FIELDER AND DIRECTLY AT THE LEFT FIELDER
SITUATION 3U-70	FLY BALL DIRECTLY AT THE CENTER FIELDER OR BETWEEN THE CENTER FIELDER AND RIGHT FIELDER
SITUATION 3U-71	FLY BALL TAKING RIGHT FIELDER TOWARDS THE RIGHT FIELD LINE
SITUATION 3U-72	RUN-DOWN BETWEEN 2ND AND 3RD BASE

SITUATION 3U-63
BASIC POSITIONS

PLATE UMPIRE

PU stands in the slot behind the catcher until the batter hits the ball. **This position is referred to as P1.**

U1

U1 sets up 10-12' behind the 1st baseman holding on R1. If the 1st baseman is not holding on R1 then refer to 3U-1. U1 should be completely in foul territory. U1 may angle their feet slightly towards the pitcher's mound as long as when the pitch is delivered, their shoulders and head are square to home plate. U1 should assume a hands-on-knees **set position** as the pitcher is *touching the rubber* and remain there as the pitch is delivered. U1 should not have to move to make a decision on a pick-off play at 1st base from this position. **This position is referred to as P2.**

U3

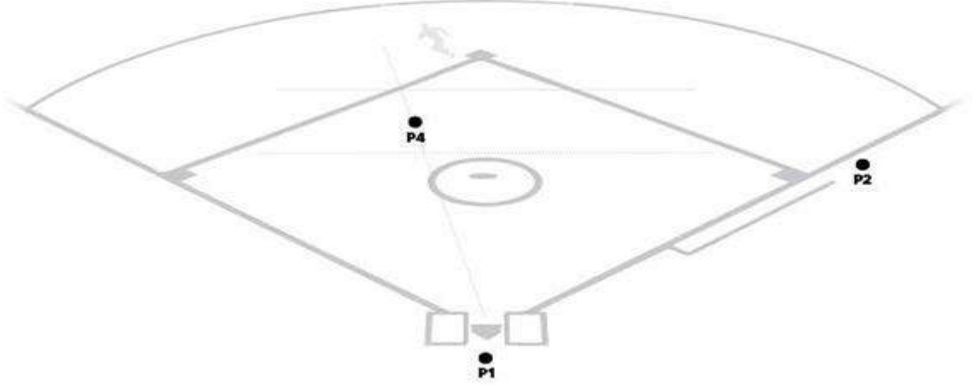
U3 sets up on the 3rd base side of the mound, using a guide line from the edge of home plate past the edge of the 18' pitching circle, and midway between the back edge of the 18' pitching circle and the 2nd base **cut-out** area. U3 will assume a hands-on-knees **set position** as the pitcher is *touching the rubber* and remain there until the pitch is delivered, or the pitcher disengages the rubber. U3 will be square to the batter in this starting position. **This position is referred to as P4.**

NOTES

With 2 outs and R2, prior to the pitch, umpires should signal the possibility of a "time play" and that PU will stay home. Should a "time play" develop, PU will position themselves 10 to 12 feet behind the plate lining themselves with the base where the 3rd out may occur and determine if a run should score or not.

R2 ONLY, 2 OUT

SITUATION 3U-63
BASIC POSITIONS



SITUATION 3U-64
GROUND BALL OR BUNT TO THE INFIELD

PLATE UMPIRE

PU is responsible for all fair/foul decisions on the 3rd base line and all fair/foul decisions up to the 1st base bag on the 1st base line. PU will remove their mask and hold their position at the point of the plate and is responsible for watching R2 touch 3rd and all plays at home. PU is also responsible for all overthrows.

U1

U1 is responsible for any fair/foul decisions at first base or beyond. U1 should take a read step with their left foot forward opening up to the infield, allowing them to pause, read, and react to the play. From that position U1 will move to a spot approximately 12-15' from 1st base creating a 90-degree angle from where the throw is originating and squaring their legs and body to the base. U1 will watch the release of the ball by the fielder, and after ensuring it is a true throw, come to a set position, turning and squaring their head and shoulders to the base. If U1 reads that the throw from the fielder is not a true throw, they will remain in a standing position and take a read step in whatever direction necessary to create the best angle possible to make the call on a possible swipe tag or to see whether the fielder pulled their foot off the base. U1 should always be in fair territory unless "pressure" is read from the 2nd baseman moving towards them, or in some cases when the throw originates in foul territory between home and 1st base.

U3

U3 will step-up, turn and face the ball with their chest. U3 should step up with their foot on the side that the ground ball passes them on. U3 is responsible for all plays at 2nd and 3rd base. U3 must split the difference between 2nd and 3rd base and allow the play to determine where U3 will move. U3 will get a few steps in the direction of the play and should be in a set position.

SITUATION 3U-65
BASE HIT OR EXTRA BASE HIT TO THE OUTFIELD

PLATE UMPIRE

PU is responsible for all fair/foul decisions on the 3rd base line; they must be in a set position on the line or on 3rd base line extended if needed. PU will remove their mask and hold their position at the point of the plate and is responsible for R2 touching 3rd base and any possible obstructions on R2. If there is a play at home, PU will prepare for a possible play and adjust their position accordingly to see the tag. Should a “time play” develop, refer to 3U-63 Notes.

U1

U1 is responsible for all **fair/foul** decisions at, or past, 1st base. U1 will then move in to foul territory in the direction of home plate stopping in the vicinity of 1st base. U1 is responsible for the batter-runner touching 1st base and any possible obstructions. their only responsibility is 1st base and their end of a run-down between 1st and 2nd base.

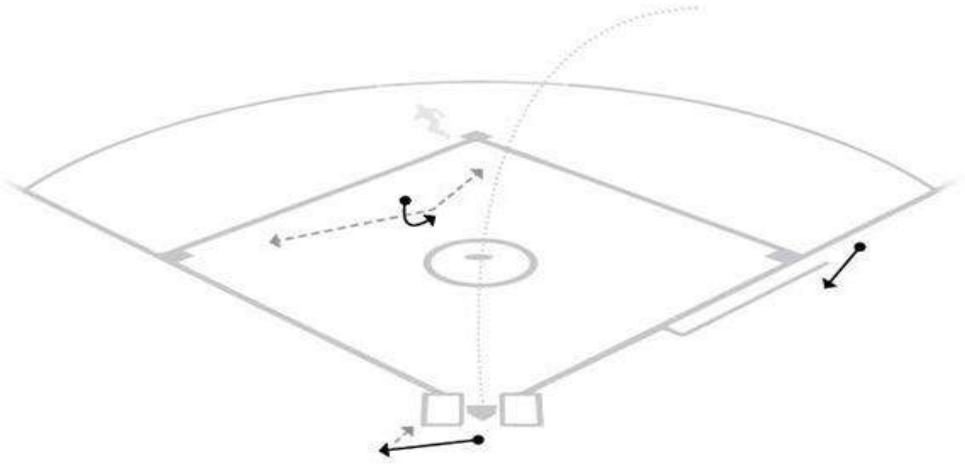
U3

U3 will step-up, turn and face the ball with their chest. U3 should step up with their foot on the side that the ground ball passes them on. U3 is responsible for all plays at 2nd and 3rd base. U3 must split the difference between 2nd and 3rd base and allow the play to determine where U3 will move. U3 will get a few steps in the direction of the play and should be in a set position.

NOTES

With 2 out, PU must recognize the possibility of a time play at the plate. Should one develop, PU will line themselves up with the runner attempting to score and where the possible 3rd out will develop. Should the 3rd out occur, PU will signal “run scores, score that run” or “no run, no run”.

SITUATION 3U-65
BASE HIT OR EXTRA BASE HIT TO THE OUTFIELD



SITUATION 3U-66
GENERAL RESPONSIBILITIES ON A FLY BALL TO THE OUTFIELD

PLATE UMPIRE

PU is responsible for all fly balls, which take the left fielder towards the foul line and in to foul territory. PU is responsible for all **fair/foul** and **catch/no catch** calls down the 3rd base line.

U1

U1 is responsible for all trouble fly balls hit directly at the center fielder and all fly balls, which take the right fielder towards the right field foul line, including foul territory. U1 is responsible for all **fair/foul** and **catch/no catch** calls in that area.

U3

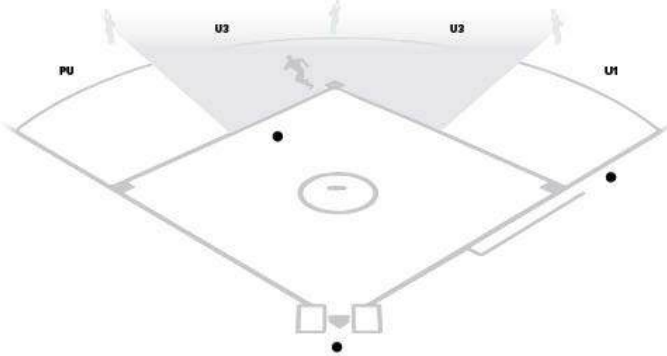
U3 is responsible for routine catchable fly balls in the area commonly known as the “cone” or “wedge”. Should there be a trouble fly ball within that area, U3 will move aggressively to the edge of the grass-dirt line and take a standing set to make the call. U3 must aggressively signal the catch/no catch with a mechanic and voice. U3 will not leave the infield in this situation and be responsible for the batter-runner to 2nd and 3rd base.

NOTES

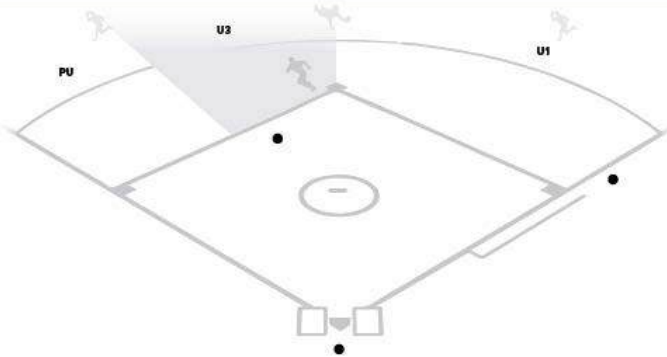
The responsibility of a trouble fly ball hit directly at the center fielder belongs to U1, and not U3, as U1 has the best possible angle for any trouble balls, which may be short hopped by the center fielder. U3 might be closer but is looking straight at the center fielder and therefore has no angle. These responsibilities should be reviewed prior to the game by the crew. Any time an infielder turns their back to the infield, it should be treated as a fly ball to the outfield in terms of responsibilities.

SITUATION 3U-66
RESPONSIBILITIES ON A FLY BALL TO THE OUTFIELD

R2 ONLY, 2 OUT
SITUATION 3U-66
RESPONSIBILITIES ON A CATCHABLE ROUTINE FLY BALL TO THE OUTFIELD



R2 ONLY, 2 OUT
SITUATION 3U-66
RESPONSIBILITIES ON A TROUBLE FLY BALL TO THE OUTFIELD



SITUATION 3U-67
RESPONSIBILITIES ON LINE DRIVES OR FLY BALLS TO THE INFIELD

PLATE UMPIRE

PU is responsible for all fly balls to the pitcher and catcher. PU is also responsible for fly balls, which take the 3rd baseman towards the foul line. PU is responsible for all **fair/foul** decisions on the 3rd base line and anything up to the 1st base bag on the 1st base line. PU is responsible for all line drives to the pitcher and a line drive, which takes the 3rd baseman towards the 3rd base line.

U1

U1 is responsible for all fly balls and line drives, which take the 1st baseman towards the 1st base line. U1 is responsible for **catch/no catch** calls and any **fair/foul** call, which is at the base or beyond.

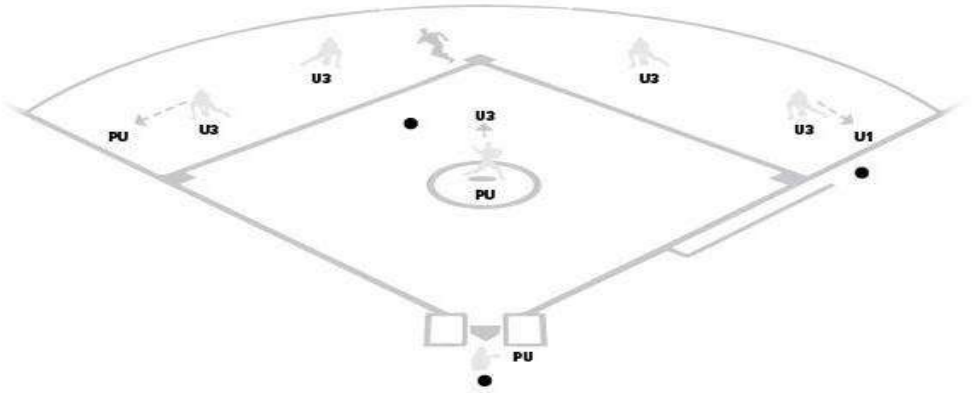
U3

U3 is responsible for all fly balls and line drives between the 3rd baseman and the 1st baseman but has no fair/foul responsibilities from this position. U3 will also take responsibility for a fly ball behind the pitcher's mound.

NOTES

It is important that a crew use visual and verbal communication with each other prior to signaling a call. There are times, specifically with line drives, where another umpire might have a better angle to assist with making a catch/no catch call. As a crew, these responsibilities should be discussed prior to a game, as well as what to do should a situation arise where another umpire might have information to assist the umpire responsible for the call.

SITUATION 3U-67
RESPONSIBILITIES ON LINE DRIVES OR FLY BALLS TO THE INFIELD



SITUATION 3U-68

FLY BALL TAKING THE LEFT FIELDER TOWARDS THE LEFT FIELD LINE

PLATE UMPIRE

PU will exit the catcher left and move aggressively down the 3rd base line. PU will communicate to their partners, "I've got the ball". PU is responsible for the fair/foul and catch/no catch call from the standing set position. PU will get as much distance as possible that will allow them to return to the plate should a play develop. PU is responsible for R2 touching 3rd base and home plate and must be careful to avoid a collision with R2. If the ball is not caught, PU will move aggressively to the point of the plate and prepare for any plays at the plate.

U1

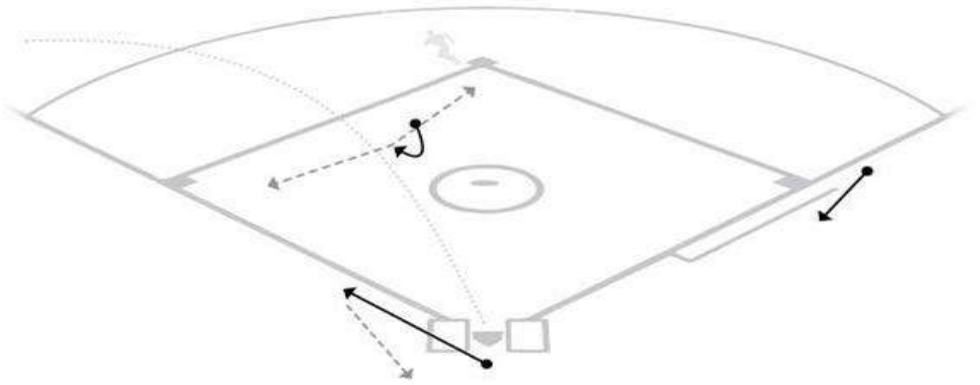
U1 will move aggressively in to foul territory in the direction of home plate stopping in the vicinity of 1st base. U1 is responsible for the batter-runner touching 1st base, any possible obstructions on the batter-runner near 1st base, and all plays back in to 1st base.

U3

U3 will step up, turn and face the ball with their chest. U3 will aggressively move in to the working area, without back-stepping. U3 will take a position splitting the difference between 2nd and 3rd base. U3 is responsible for all plays at 2nd and 3rd base. U3 should hold their position and let the throw determine where the play will be and then get distance towards the base.

SITUATION 3U-68

FLY BALL TAKING THE LEFT FIELDER TOWARDS THE LEFT FIELD LINE



SITUATION 3U-69
FLY BALL BETWEEN THE CENTER FIELDER AND DIRECTLY AT THE LEFT
FIELDER

PLATE UMPIRE

PU will remove their mask and hold their position at the point of the plate. PU is responsible for R2 touching 3rd base and any possible obstructions on R2. If there is a play at home, PU will adjust accordingly in order to see the tag on the runner.

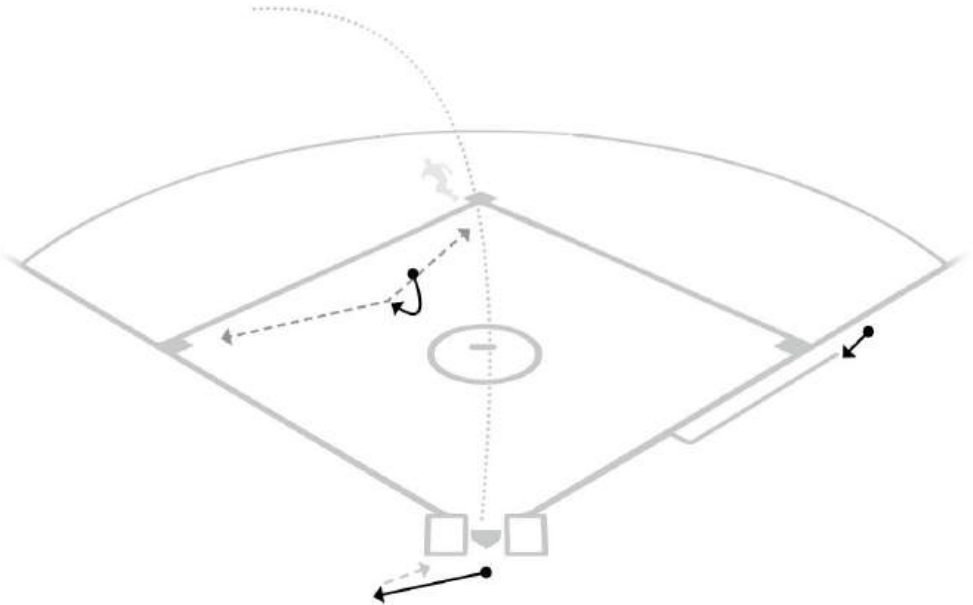
U1

U1 will pause, read, and react using a read step to open up to the infield. U1 will move aggressively into foul territory and stopping in the vicinity of 1st base. U1 is responsible for the batter-runner touching 1st base and all plays at 1st base.

U3

U3 will step up, turn and face the ball with their chest. U3 is responsible for the catch/no catch. If the fly ball is a routine catchable fly ball, U3 will move aggressively into the working area and is responsible for all plays at 2nd and 3rd base on the batter-runner. If U3 reads a trouble fly ball, U3 will move aggressively to the edge of the grass dirt-line and take a standing set to make the call. U3 must aggressively signal the catch/no catch with a mechanic and voice. U3 will not leave the infield in this situation.

SITUATION 3U-69
FLY BALL BETWEEN THE CENTER FIELDER AND DIRECTLY AT THE LEFT
FIELDER



SITUATION 3U-70
FLY BALL DIRECTLY AT THE CENTER FIELDER OR BETWEEN THE
CENTER FIELDER AND RIGHT FIELDER

PLATE UMPIRE

PU will remove their mask and hold their position at the point of the plate. PU is responsible for R2 touching 3rd base, and any possible obstructions on R2. If there is a play at home, PU adjust accordingly in order to see the tag on the runner.

U1

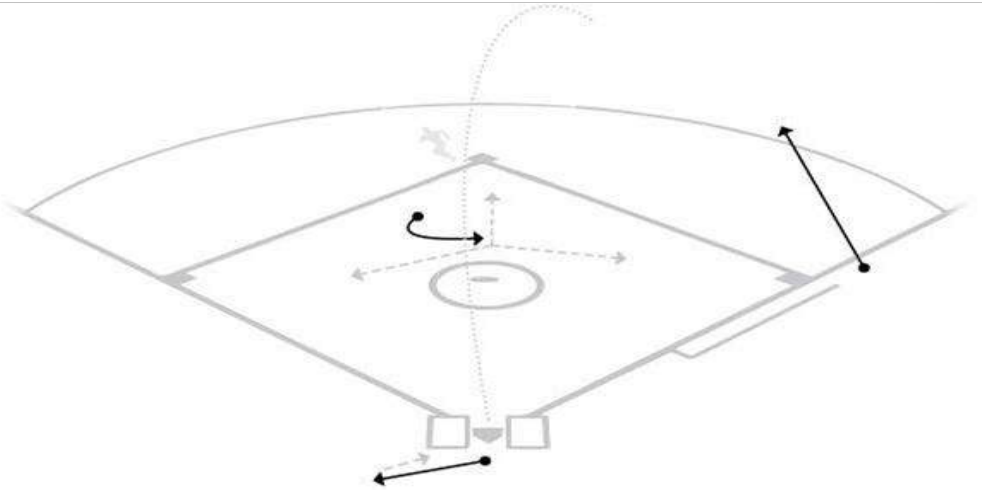
U1 lets their partners know they are responsible for the fly ball by verbalizing, **“I’m going out”**. U1 is responsible for the **fair/foul** and **catch/no catch** calls. U1 must get as much distance as possible while creating the best angle to make the calls; if necessary, U1 should sacrifice some distance to get the best possible angle. U1 must be stopped and in a standing set to make any calls. When U1 goes out in this situation, they stay out until the play is complete.

U3

U3 will step-up, turn and face the ball with their chest. U3 should step up with their foot on the side that the fly ball passes them on. U3 is responsible for all plays on the batter-runner at 1st, 2nd and 3rd base. U3 must remain within the working area and ahead of the batter-runner.

SITUATION 3U-70

**FLY BALL DIRECTLY AT THE CENTER FIELDER OR BETWEEN THE
CENTER FIELDER AND RIGHT FIELDER**



SITUATION 3U-71
FLY BALL TAKING RIGHT FIELDER TOWARDS THE RIGHT FIELD LINE

PLATE UMPIRE

PU will remove their mask and hold their position at the point of the plate. PU is responsible for R2 touching 3rd base, and any possible obstructions on R2 near 3rd base. If there is a play at home, PU will adjust accordingly in order to see the tag on the runner.

U1

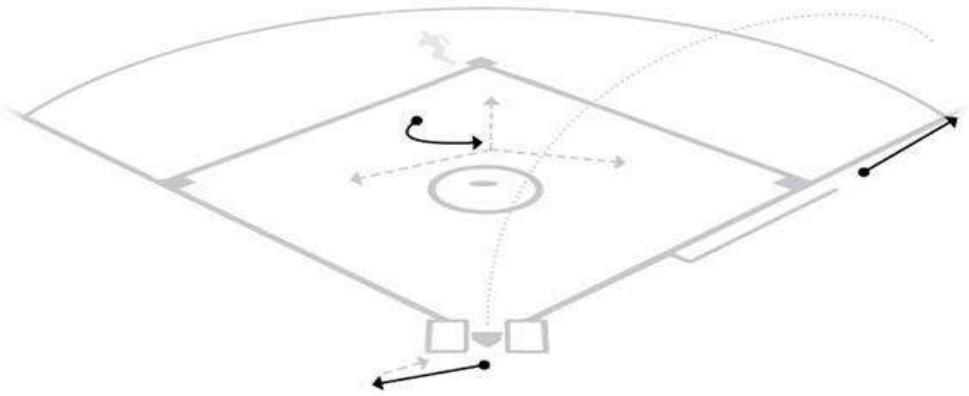
U1 lets their partners know they are responsible for the fly ball by verbalizing, **“I’m going out”**. U1 is responsible for the **fair/foul** and **catch/no catch** calls. U1 must get as much distance as possible while creating the best angle to make the calls; if necessary, U1 should sacrifice some distance to get the best possible angle. U1 must be stopped and in a standing set to make any calls. If the fly ball is in the vicinity of the fair/foul line, U1 must be set and straddling the line. When U1 goes out in this situation, they stay out until the play is complete.

U3

U3 will step-up, turn and face the ball with their chest. U3 should step up with their foot on the side that the fly ball passes them on. U3 is responsible for all plays on the batter-runner at 1st, 2nd and 3rd base. U3 must remain within the working area and ahead of the batter-runner.

SITUATION 3U-71

FLY BALL TAKING RIGHT FIELDER TOWARDS THE RIGHT FIELD LINE



SITUATION 3U-72
RUN-DOWN BETWEEN 2ND AND 3RD BASE

PLATE UMPIRE

PU will remove their mask and hold their position at the point of the plate. PU is responsible for any overthrows as well as any plays at home on R2.

U1

U1 in starting position P2 has no immediate responsibilities. If the run-down continues, U1 will slide across the field and assist U3 with the run-down between 2nd and 3rd. U1 must wait until R2 is running away from them before communicating, **“I’ve got this half”** to U3.

U3

U3 is initially responsible for the entire run-down between 2nd and 3rd base. U3 must not over-commit to any one base and must split the difference between 2nd and 3rd base. If U3 recognizes that U1 has slid across the infield to take responsibility for half of the run-down, they must wait for U1 to communicate as R2 is running in a direction away from U1. U3 will then move to a point $\frac{3}{4}$ of the way towards 3rd base remaining in the infield, and communicate, **“I’ve got this half”** to U1.

R2 & R3, LESS THAN 2 OUT

CONTENTS

SITUATION 3U-73	BASIC POSITIONS
SITUATION 3U-74	GROUND BALL OR BUNT TO THE INFIELD
SITUATION 3U-75	BASE HIT OR EXTRA BASE HIT TO THE OUTFIELD
SITUATION 3U-76	GENERAL RESPONSIBILITIES ON A FLY BALL TO THE OUTFIELD
SITUATION 3U-77	RESPONSIBILITIES ON LINE DRIVES OR FLY BALLS TO THE INFIELD
SITUATION 3U-78	FLY BALL TAKING THE LEFT FIELDER TOWARDS THE LEFT FIELD LINE
SITUATION 3U-79	FLY BALL DIRECTLY AT THE CENTER FIELDER OR BETWEEN THE CENTER FIELDER AND LEFT FIELDER
SITUATION 3U-80	FLY BALL DIRECTLY AT THE RIGHT FIELDER OR BETWEEN THE RIGHT FIELDER AND CENTER FIELDERS
SITUATION 3U-81	FLY BALL TAKING THE RIGHT FIELDER TOWARD THE RIGHT FIELD LINE
SITUATION 3U-82	RUN-DOWN BETWEEN 2ND AND 3RD BASE
SITUATION 3U-83	RUN-DOWN BETWEEN 3RD BASE AND HOME PLATE

SITUATION 3U-73
BASIC POSITIONS

PLATE UMPIRE

PU stands in the slot behind the catcher until the batter hits the ball. This position is referred to as **P1**.

U1

U1 sets up on the 1st base side of the mound, using a guide line from the edge of home plate past the edge of the 18' pitching circle, and midway between the back edge of the 18' pitching circle and the 2nd base **cut-out** area. U1 will assume a hands-on-knees **set position** as the pitcher is *touching the rubber* and remain there until the pitch is delivered, or the pitcher disengages the rubber. U1 will be square to the batter in this starting position. This position is referred to as **P3**.

U3

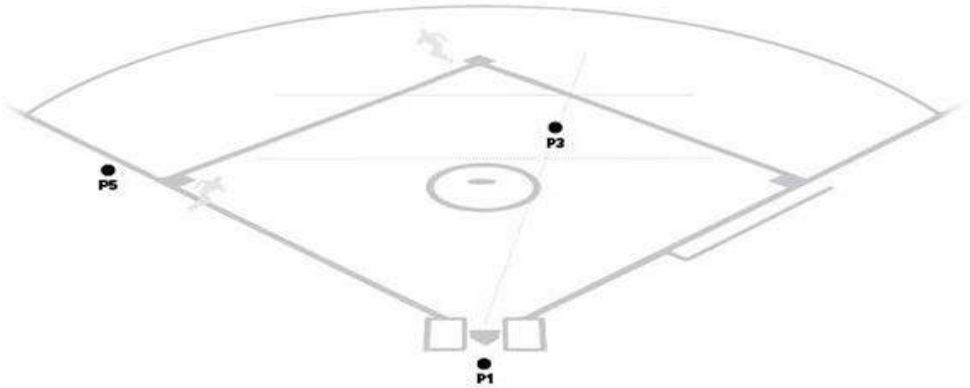
U3 should be positioned 10-12' behind the 3rd baseman with both feet in foul territory. If the 3rd baseman moves backwards, so will U3, however, the distance between U3 and 3rd baseman will get closer, with U3 never being closer than 4-6'. If the 3rd baseman moves forward and is parallel with, or closer than the base, U3 will be positioned 12-15' behind 3rd base. U3 will assume a set position as the pitcher begins their delivery to ensure they are set for each pitch. It is acceptable for U3 to straddle the foul line for their starting position as opposed to being in foul territory if they cannot see home plate due to being blocked out by R3. This position is referred to as **P5**.

NOTES

Alternately, U1 has the option to set up in deep P3, taking a position at the edge of the grass dirt line of the infield and will be square to the opposite dugout and not home plate. On a play at 1st base, U1 will need to as much as possible, get a 90-degree angle to properly see the play. However, regular P3 remains the recommended starting position.

With runners at 2nd and 3rd with less than two outs, PU may give up responsibilities for fair/foul before the bag to U3 by signaling such as PU must remain at the point of the plate for a possible play on R3 coming home.

SITUATION 3U-73
BASIC POSITIONS



SITUATION 3U-74
GROUND BALL OR BUNT TO THE INFIELD

PLATE UMPIRE

PU is responsible for all fair/foul decisions on the 1st base line and all fair/foul decisions up to the 3rd base bag on the 3rd base line. PU must quickly pause, read, and react to determine if there will be a play at home. If there is a play at home, PU will take a position beginning at the point of the plate and adjust accordingly to see the tag. If there is no play at home, PU will hold their position at the point of the plate and is responsible for watching R3 touch home. PU is also responsible for all overthrows

U1

U1 will step-up, turn and face the ball with their chest. U1 should step up with their foot on the side that the ground ball passes them on. If there is a play at 1st base, U1 will get distance towards the spot where the 45' line begins creating an angle for the play at 1st base. U1 will come to a set position to make the call. U1 is responsible for plays at 1st and 2nd base. If the play is at 2nd or 3rd base, U1 will remain in the working area splitting the distance between 1st and 2nd base. U1 will then let the throw take them to the base where the play occurs.

U3

U3 is responsible for any **fair/foul** decisions at 3rd base or beyond. U3 should take a read step with their right foot forward opening up to the infield, allowing them to **pause, read, and react** to the play. If U3 reads a play developing at 3rd base on R2 advancing or R3 returning to the base, they will move to a position creating an angle for the play at 3rd. It is acceptable for U3 to take a position in either fair or foul territory to make the call at 3rd base.

NOTES

With runners at 2nd and 3rd with less than two outs, PU may give up responsibilities for fair/foul before the bag to U3 by signaling such as PU must remain at the point of the plate for a possible play on R3 coming home.

SITUATION 3U-75
BASE HIT OR EXTRA BASE HIT TO THE OUTFIELD

PLATE UMPIRE

PU is responsible for all fair/foul decisions on the 1st base line; they must be in a set position on the line or on 1st base line extended if needed. PU will hold their position at the point of the plate and is responsible for R3 touching home and all plays at home. If there is a play at home, PU will adjust accordingly in order to see the tag on the runner.

U1

U1 will step-up, turn and face the ball with their chest. U1 should step up with their foot on the side that the ground ball passes them on. U1 is responsible for all plays at 1st and 2nd base. U1 must split the difference between 1st and 2nd base and allow the play to determine where U1 will move. U1 will get a few steps in the direction of the play and should be in a set position.

U3

U3 is responsible for any **fair/foul** decisions at 3rd base or beyond. U3 should take a read step with their right foot forward opening up to the infield, allowing them to **pause, read, and react** to the play. U3 will then move in to foul territory in the direction of home plate stopping in the vicinity of 3rd base and is responsible for all plays at 3rd base. U3 is responsible for R2 touching 3rd base and any possible obstructions around 3rd base. If U3 reads a play developing at 3rd base on R2 or the batter-runner, they will move to a position creating an angle for the play at 3rd. U3 would be responsible for their end of either run-down between 2nd and 3rd or 3rd and home.

SITUATION 3U-76
GENERAL RESPONSIBILITIES ON A FLY BALL TO THE OUTFIELD

PLATE UMPIRE

PU is responsible for all fly balls, which take the right fielder towards the foul line and in to foul territory. PU is responsible for all fair/foul and catch/no catch calls down the 1st base line. Should a fair ball not be caught, PU should take as many steps as necessary that will allow them to move aggressively back to the point of the plate in order to prepare for any possible plays.

U1

U1 is responsible for all routine catchable fly balls in the area commonly known as the “cone” or “wedge”. U1 will step up, turn and face the ball with their chest and will move aggressively into the working area without back-stepping. U1 is responsible for R2 back to 2nd base. Should there be a trouble fly ball between the center fielder and the right fielder, U1 will move aggressively to a position at the grass-dirt line to make any catch/no catch calls. If the ball is uncaught, U1 is responsible for the batter-runner touch of first base as well as the batter-runner to 2nd

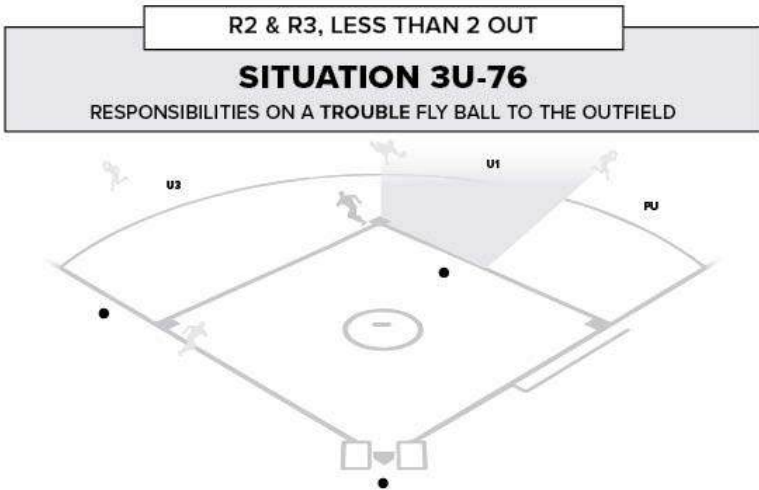
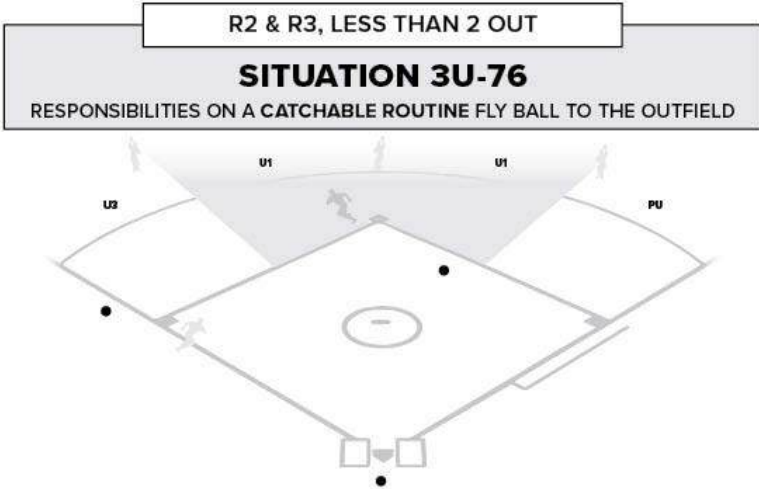
U3

U3 is responsible for all trouble fly balls hit directly at the center fielder and all trouble fly balls, which take the center fielder towards the left field foul line, including foul territory. U3 is responsible for all **fair/foul** and **catch/no catch** calls in that area.

NOTES

The responsibility of a trouble fly ball hit directly at the center fielder belongs to U3, and not U1, as U3 has the best possible angle for any trouble balls, which may be short hopped by the center fielder. U1 might be closer but is looking straight at the center fielder and therefore has no angle. These responsibilities should be reviewed prior to the game by the crew. Any time an infielder turns their back to the infield, it should be treated as a fly ball to the outfield in terms of responsibilities.

SITUATION 3U-76
GENERAL RESPONSIBILITIES ON A FLY BALL TO THE OUTFIELD



SITUATION 3U-77

RESPONSIBILITIES ON LINE DRIVES OR FLY BALLS TO THE INFIELD

PLATE UMPIRE

PU is responsible for all fly balls to the pitcher and catcher. PU is also responsible for fly balls, which take the 1st baseman towards the foul line. PU is responsible for all **fair/foul** decisions on the 1st base line and anything up to the 3rd base bag on the 3rd base line. PU is responsible for all line drives to the pitcher and a line drive, which takes the 1st baseman towards the 1st base line.

U1

U1 is responsible for all fly balls and line drives between the 3rd baseman and the 1st baseman but has no **fair/foul** responsibilities from this position. U1 will also take responsibility for a fly ball behind the pitcher's mound.

U3

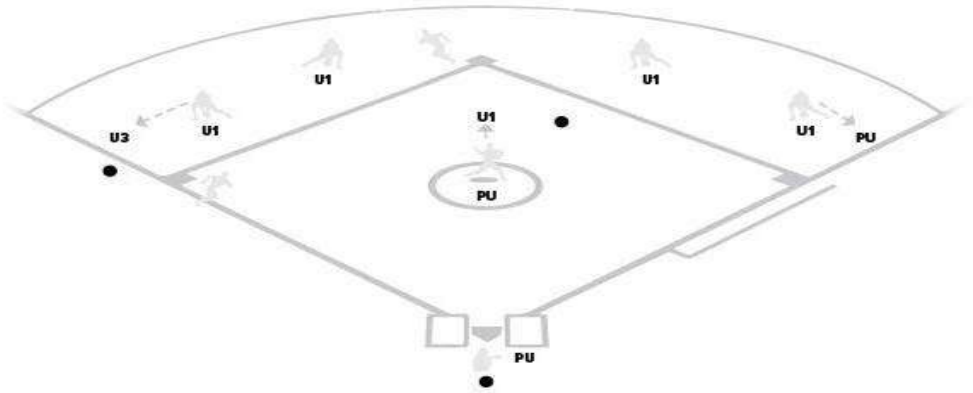
U3 is responsible for all fly balls and line drives, which take the 3rd baseman towards the 3rd base line. U3 is responsible for **catch/no catch** calls and any **fair/foul** call, which is at the base or beyond.

NOTES

It is important that a crew use visual and verbal communication with each other prior to signaling a call. There are times, specifically with line drives, where another umpire might have a better angle to assist with making a **catch/no catch** call. As a crew, these responsibilities should be discussed prior to a game, as well as what to do should a situation arise where another umpire might have information to assist the umpire responsible for the call.

SITUATION 3U-77

RESPONSIBILITIES ON LINE DRIVES OR FLY BALLS TO THE INFIELD



SITUATION 3U-78

FLY BALL TAKING THE LEFT FIELDER TOWARDS THE LEFT FIELD LINE

PLATE UMPIRE

PU exits left taking as many steps as necessary to line up the catch without leaving the cut-out area of the plate and is responsible for R3 tagging up at 3rd. From this position, PU will then move aggressively to the point of the plate and is responsible for any play at home on R2 and R3.

U1

U1 will step up, turn and face the ball with their chest. U1 will aggressively move in to the working area, without back-stepping. U1 will take a position, which allows them to see the catch/no catch and R2 tagging up at 2nd base. U1 is responsible for watching the batter-runner touch 1st base, R2 tagging up, and all plays at 2nd. U1 is responsible for R2 tagging up and all plays at 2nd and 3rd base on R2 and R3. U1 will attempt to time looking at the batter-runner touch 1st base, but their priority is R2 tagging up.

U3

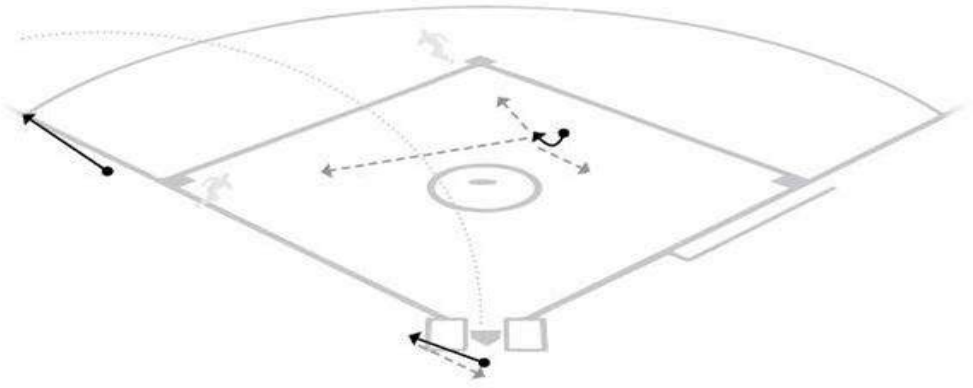
U3 lets their partners know they are responsible for the fly ball by verbalizing, "I'm going out". U3 is responsible for the fair/foul and catch/no catch calls. U3 must get as much distance as possible while creating the best angle to make the calls; if necessary, U3 should sacrifice some distance to get the best possible angle. U3 must be stopped and in a standing set to make any calls. If the fly ball is in the vicinity of the fair/foul line, U3 must be set and straddling the line. When U3 goes out in this situation, they stay out until the play is complete.

NOTES

With 1 out, and the fly ball caught, this now becomes a **time play** situation. PU must be aware and get to a position to line up R3 touching home with the play at 3rd base on R2.

SITUATION 3U-78

FLY BALL TAKING THE LEFT FIELDER TOWARDS THE LEFT FIELD LINE



SITUATION 3U-79
FLY BALL DIRECTLY AT THE CENTER FIELDER OR BETWEEN THE
CENTER FIELDER AND LEFT FIELDER

PLATE UMPIRE

On trouble fly balls taking U3 to the outfield, PU exits left taking as many steps as necessary to line up the catch and R3 tagging up at 3rd without leaving the cut-out area of the plate. From this position, PU will then move aggressively to the point of the plate and adjust accordingly for a play. On routine catchable fly balls to the outfield where U3 moves aggressively into foul territory in the vicinity of 3rd base to watch the catch and R3 tagging, PU will hold their position at the point of the plate and if a play develops at home, they will adjust accordingly to see the tag.

U1

U1 is responsible for all routine catchable fly balls in the area commonly known as the “cone” or “wedge”. On routine catchable fly balls where U3 moves into foul territory in the vicinity of 3rd base, U1 will step up, turn and face the ball with their chest. U1 will aggressively move in to the working area, without back-stepping and is responsible for the catch/no catch. U1 will take a position, which allows them to see the catch/no catch and R2 tagging up at 2nd base. U1 is responsible for watching the batter-runner touch 1st base, R2 tagging up, and all plays at 2nd. U1 will attempt to time looking at the batter-runner touch 1st base, but their priority is R2 tagging up. On trouble fly balls taking U3 to the outfield, U1 will aggressively move in to the working area, without back-stepping and is responsible for all of the bases. From this position in the working area, U1 will let the ball take them to the play.

U3

On a trouble fly ball, U3 lets their partners know they are responsible for the fly ball by verbalizing, “I’m going out”. U3 is responsible for the fair/foul and catch/no catch calls. U3 must get as much distance as possible while creating the best angle to make the calls; if necessary, U3 should sacrifice some distance to get the best possible angle. U3 must be stopped and in a standing set to make any calls. If the fly ball is in the vicinity of the fair/foul line, U3 must be set and straddling the line. When U3 goes out in this situation, they stay out until the play is complete. If U3 reads a routine catchable fly ball to the outfield, they will move aggressively into foul territory to line up the catch and R3 tagging. U3 is responsible for all plays at 3rd base. If in doubt whether the fly ball is catchable or trouble, U3 should go out.

NOTES

With 1 out, and the fly ball caught, this now becomes a **time play** situation. PU must be aware and get to a position to line up R3 touching home with the play at 3rd base on R2.

SITUATION 3U-80
FLY BALL DIRECTLY AT THE RIGHT FIELDER OR BETWEEN THE RIGHT
AND CENTER FIELDERS

PLATE UMPIRE

PU will remove their mask and hold their position at the point of the plate. PU is responsible for all plays at home plate and overthrows. If the ball is dropped refer to 3U-75.

U1

U1 is responsible for all routine catchable fly balls in the area commonly known as the “cone” or “wedge”. U1 will step up, turn and face the ball with their chest. U1 will aggressively move in to the working area, without back-stepping. U1 is responsible for the catch/no catch call.

If U1 reads the fly ball to be a trouble fly ball, U1 will move aggressively to the edge of the grass dirt-line and take a standing set to make the call. U1 must aggressively signal the catch/no catch with a mechanic and voice. U1 is responsible for plays at 2nd base on R2. U1 is responsible for the batter-runner touching 1st base but will only be able to glance at 1st base. If the ball is dropped refer to 3U-75.

U3

U3 will move aggressively in to foul territory, taking a position, which allows them to line up the catch/no catch and R3 tagging up at 3rd base. U3 is responsible for all plays at 3rd base. U3 should position themselves lining up the base, the ball and then make any adjustments necessary to get to the best position possible to make a call on R2 at 3rd base if he tags. U3 must be in a set position for a call at 3rd base. If the ball is dropped refer to 3U-75.

NOTES

With 1 out, and the fly ball caught, this now becomes a **time play** situation. PU must be aware and get to a position to line up R3 touching home with the play at 3rd base on R2.

SITUATION 3U-81

FLY BALL TAKING THE RIGHT FIELDER TOWARD THE RIGHT FIELD LINE

PLATE UMPIRE

PU will exit the catcher left and move aggressively down the 1st base line. PU will communicate to their partners, “I’m on the line”. PU is responsible for the fair/foul and catch/no catch call. PU should get as much distance as possible towards the ball keeping in mind they must be able to return to the point of the plate in time for any possible plays on R3 tagging up. PU will give a mechanic, and after seeing the release of the throw from the outfielder, return to the home plate area and adjust accordingly to make the call.

U1

U1 will step up, turn and face the ball with their chest. U1 will aggressively move in to the working area, without back-stepping. U1 will take a position, which allows them to see the **catch/no catch** and R2 tagging up at 2nd base. U1 is responsible for watching the batter-runner touch 1st base, R2 tagging up, and all plays at 2nd on R2. U1 will attempt to time looking at the batter-runner touch 1st base, but their priority is R2 tagging up.

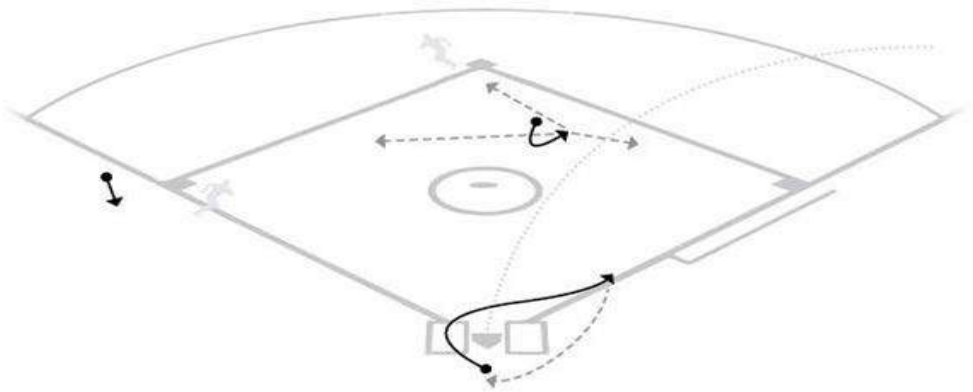
U3

U3 will move aggressively in to foul territory, taking a position, which allows them to line-up the catch, and R3 possibly tagging up. U3 is responsible for all plays at 3rd base, including R3 tagging up. If there is a play on R2 at 3rd base, U3 will read the throw and make any adjustments necessary to get in to the best position possible to make a call. U3 must be in a set position to make the call.

NOTES

The terminology “**I’m on the line**” by PU replaces “**I’ve got the ball**” in this situation. This terminology indicates that PU knows their responsibilities, and is positioned on the 1st base line as opposed to the 3rd base line. PU will not have any other responsibilities in regards to 3rd base, either plays or runners tagging up. With 1 out, and the fly ball caught, this now becomes a **time play** situation. PU must be aware and get to a position to line up R3 touching home with the play at 3rd base on R2.

SITUATION 3U-81
FLY BALL TAKING THE RIGHT FIELDER TOWARD THE RIGHT FIELD LINE



SITUATION 3U-82
RUN-DOWN BETWEEN 2ND AND 3RD BASE

PLATE UMPIRE

PU will remove their mask and hold their position at home plate. PU must be aware that R3 will often wait until the run-down is underway before breaking for home. If a play develops at home, they will adjust accordingly to see the tag. PU is responsible for any overthrows, which may go out of play, and all plays at home. If the run-down is the result of a pick off from the catcher, PU is responsible for calling and signaling the pitch as well as carefully watching for the batter interfering with the catcher's throw to 2nd or 3rd.

U1

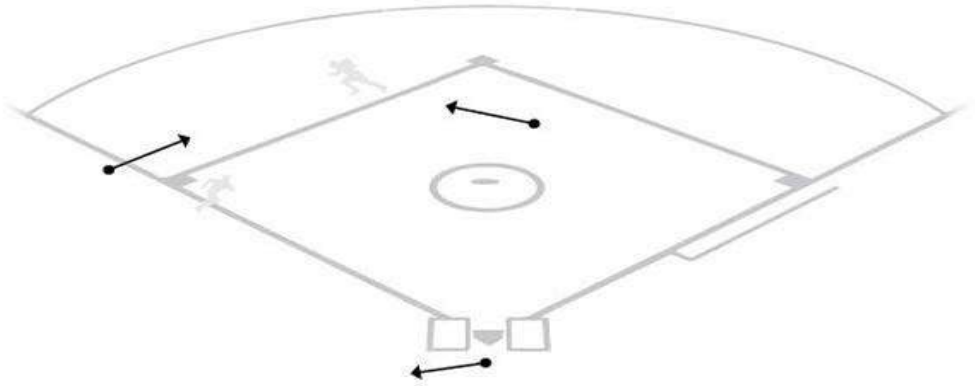
U1 is responsible for their half of the run-down. U1 will remain on the infield side of the run-down and will communicate, "I've got this half" to U3. U1 should take a position approximately $\frac{3}{4}$ of the way between 2nd and 3rd base, the midpoint of their end of the run-down. As the run-down progresses back toward 2nd base, U1 will adjust accordingly. U1 is responsible for all plays at 2nd base.

U3

U3 is responsible for their half of the run-down. U3 will remain on the outfield side of the run-down and will communicate, "I've got this half" to U1. U3 should take a position approximately $\frac{3}{4}$ of the way between 2nd and 3rd base, the midpoint of their end of the run-down. As the run-down progresses toward 3rd base, U3 will adjust accordingly. U3 is responsible for all plays at 3rd base. If R2 reaches 3rd safely and another run-down begins between 3rd and home, U3 will move in to the infield for their half of the run-down.

R2 & R3, LESS THAN 2 OUT

SITUATION 3U-82
RUN-DOWN BETWEEN 2ND AND 3RD BASE



SITUATION 3U-83
RUN-DOWN BETWEEN 3RD BASE AND HOME PLATE

PLATE UMPIRE

PU will remove their mask and is responsible for their half of the run-down. PU will remain in foul territory on the outside of the run-down and will communicate, "I've got this half". PU should take a position approximately $\frac{1}{4}$ of the way towards 3rd base, the midpoint of their end of the run-down. As the run-down progresses to the plate, PU will adjust their position accordingly. PU is responsible for all plays at home plate and all overthrows out of play. If the run-down is the result of a pick off from the catcher, PU is responsible for calling and signaling the pitch as well as carefully watching for the batter interfering with the catcher's throw to 3rd.

U1

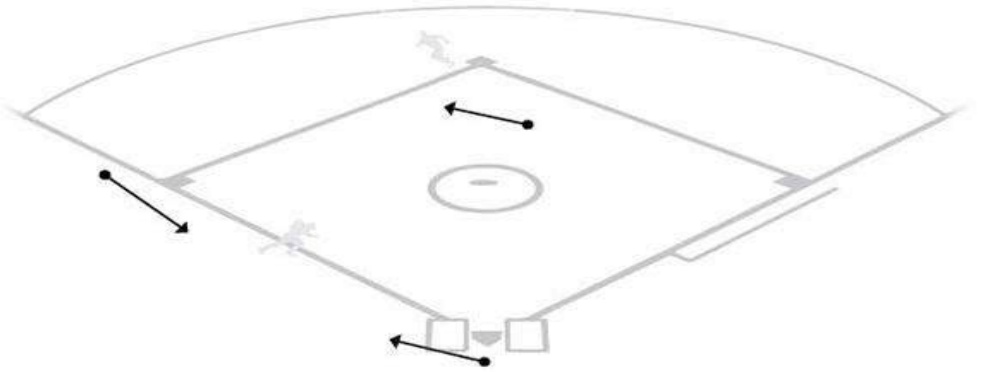
U1 is only responsible for any plays on R2 at 2nd base.

U3

U3 is responsible for the original pick-off play at 3rd base and for their half of the run-down. U3 will get to a position on the outside of the run-down and will communicate, "I've got this half" to PU. U3 should take a position approximately $\frac{1}{4}$ of the way towards home plate, the midpoint of their end of the run-down. As the run-down progresses back 3rd base, U3 will adjust accordingly. U3 is responsible for all plays at 3rd base, including any on R2, which may follow.

R2 & R3, LESS THAN 2 OUT

SITUATION 3U-83
RUN-DOWN BETWEEN 3RD BASE AND HOME PLATE



CONTENTS

SITUATION 3U-84	BASIC POSITIONS
SITUATION 3U-85	GROUND BALL OR BUNT TO THE INFIELD
SITUATION 3U-86	BASE HIT OR EXTRA BASE HIT TO THE OUTFIELD
SITUATION 3U-87	GENERAL RESPONSIBILITIES ON A FLY BALL TO THE OUTFIELD
SITUATION 3U-88	RESPONSIBILITIES ON LINE DRIVES OR FLY BALLS TO THE INFIELD
SITUATION 3U-89	FLY BALL TAKING THE LEFT FIELDER TOWARDS THE LEFT FIELD LINE
SITUATION 3U-90	FLY BALL BETWEEN THE CENTER AND LEFT FIELDERS OR DIRECTLY AT THE LEFT FIELDER
SITUATION 3U-91	FLY BALL DIRECTLY AT THE CENTER FIELDER OR BETWEEN THE CENTER AND RIGHT FIELDERS
SITUATION 3U-92	FLY BALL TAKING THE RIGHT FIELDER TOWARDS THE RIGHT FIELD LINE
SITUATION 3U-93	RUN-DOWN BETWEEN 2ND AND 3RD BASE
SITUATION 3U-94	RUN-DOWN BETWEEN 3RD BASE AND HOME PLATE

SITUATION 3U-84
BASIC POSITIONS

PLATE UMPIRE

PU stands in the slot behind the catcher until the batter hits the ball. This position is referred to as **P1**.

U1

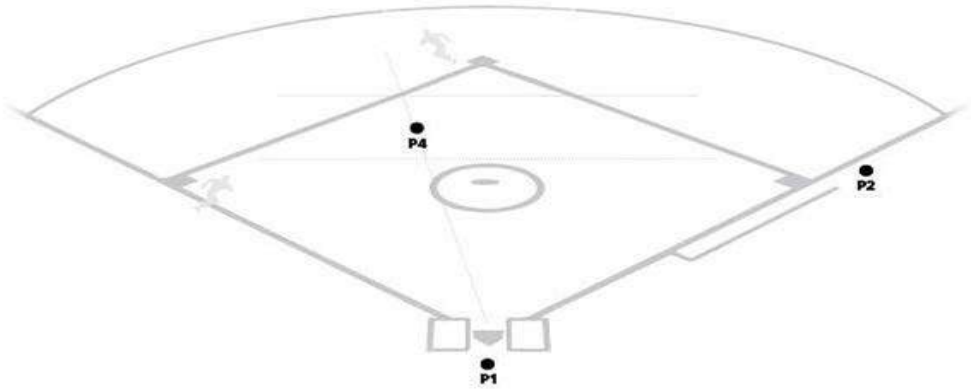
U1 should be positioned 10-12' behind the 1st baseman with both feet in foul territory. If the 1st baseman moves backwards, so will U1, however, the distance between U1 and 1st baseman will get closer, with U1 never being closer than 4-6'. If the 1st baseman moves forward and is parallel with, or closer than the base, U1 will be positioned 12-15' behind 1st base. U1 will assume a set position as the pitcher begins their delivery to ensure they are set for each pitch. This position is referred to as **P2**.

U3

U3 sets up on the 3rd base side of the mound, using a guide line from the edge of home plate past the edge of the 18' pitching circle, and midway between the back edge of the 18' pitching circle and the 2nd base **cut-out** area. U3 will assume a hands-on-knees **set position** as the pitcher is *touching the rubber* and remain there until the pitch is delivered, or the pitcher disengages the rubber. U3 will be square to the batter in this starting position. This position is referred to as **P4**.

R2 & R3, 2 OUT

SITUATION 3U-84
BASIC POSITIONS



SITUATION 3U-85
GROUND BALL OR BUNT TO THE INFIELD

PLATE UMPIRE

PU is responsible for all fair/foul decisions on the 3rd base line and all fair/foul decisions up to the 1st base bag on the 1st base line. PU must quickly pause, read, and react to determine if there will be a play at home. If there is a play at home, PU will hold their position at the point of the plate and adjust accordingly to see the tag. If there is no play at home, PU will move from their initial position, glance at 3rd base and is responsible for watching R3 touch home. PU is also responsible for all overthrows.

U1

U1 is responsible for any fair/foul decisions at first base or beyond. U1 should take a read step with their left foot forward opening up to the infield, allowing them to pause, read, and react to the play. From that position U1 will move to a spot approximately 12-15' from 1st base creating a 90-degree angle from where the throw is originating and squaring their legs and body to the base. U1 will watch the release of the ball by the fielder, and after ensuring it is a true throw, come to a set position, turning and squaring their head and shoulders to the base. If U1 reads that the throw from the fielder is not a true throw, they will remain in a standing position and take a read step in whatever direction necessary to create the best angle possible to make the call on a possible swipe tag or to see whether the fielder pulled their foot off the base. U1 should always be in fair territory unless "pressure" is read from the 2nd baseman moving towards them, or in some cases when the throw originates in foul territory between home and 1st base.

U3

U3 will step-up, turn and face the ball with their chest. U3 should step up with their foot on the side that the ground ball passes them on. U3 is responsible for all plays at 2nd and 3rd base. U3 must split the difference between 2nd and 3rd base and allow the play to determine where U3 will move. U3 will get a few steps in the direction of the play and should be in a set position.

SITUATION 3U-86
BASE HIT OR EXTRA BASE HIT TO THE OUTFIELD

PLATE UMPIRE

PU is responsible for all fair/foul decisions on the 3rd base line; PU must be in a set position on the line or on 1st base line extended if needed. PU will hold their position at the point of the plate and is responsible for R2 touching 3rd base and any possible obstructions on R2. If there is a play at home, PU will adjust their position accordingly in order to see the tag.

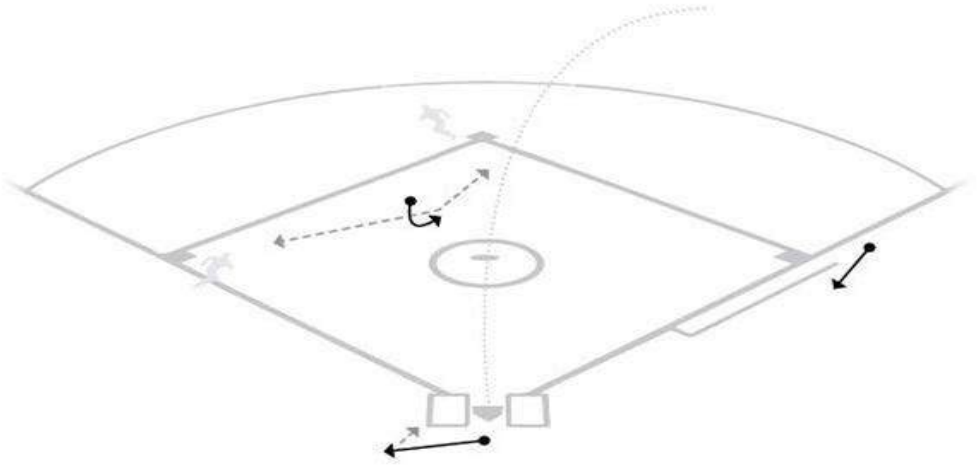
U1

U1 is responsible for all **fair/foul** decisions at, or past, 1st base. U1 will then move in to foul territory in the direction of home plate stopping in the vicinity of 1st base. U1 is responsible for the batter-runner touching 1st base and any possible obstructions. their only responsibility is 1st base and their end of a run-down between 1st and 2nd base.

U3

U3 will step-up, turn and face the ball with their chest. U3 should step up with their foot on the side that the ground ball passes them on. U3 is responsible for all plays at 2nd and 3rd base. U3 must split the difference between 2nd and 3rd base and allow the play to determine where U3 will move. U3 will get a few steps in the direction of the play and should be in a set position.

SITUATION 3U-86
BASE HIT OR EXTRA BASE HIT TO THE OUTFIELD



SITUATION 3U-87
GENERAL RESPONSIBILITIES ON A FLY BALL TO THE OUTFIELD

PLATE UMPIRE

PU is responsible for all fly balls, which take the left fielder towards the foul line and in to foul territory. PU is responsible for all **fair/foul** and **catch/no catch** calls down the 3rd base line.

U1

U1 is responsible for all fly balls hit between the center fielder and the right fielder. U1 is responsible for all fly balls taking the right field toward the foul line, including foul territory. U1 is responsible for all fair/foul and catch/no catch calls in that area. Once U1 goes out, they stay out until the play is complete.

U3

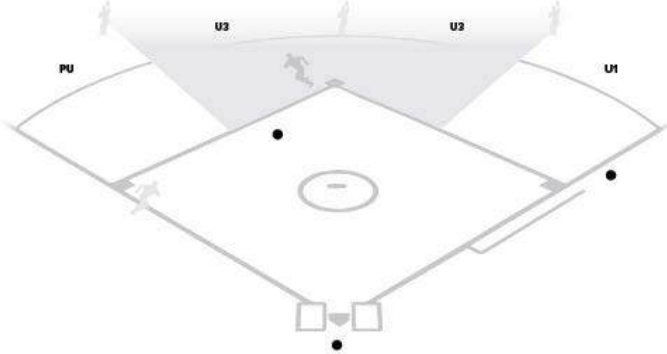
U3 is responsible for routine catchable fly balls in the area commonly known as the “cone” or “wedge”. Should there be a trouble fly ball within that area, U3 will move aggressively to the edge of the grass-dirt line and take a standing set to make the call. U3 must aggressively signal the catch/no catch with a mechanic and voice. U3 will not leave the infield in this situation and be responsible for the batter-runner to 2nd and 3rd base

NOTES

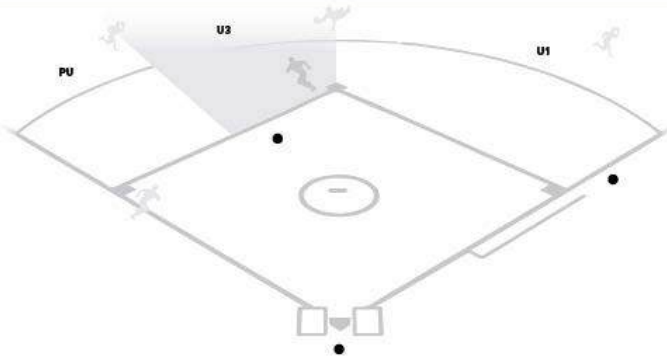
The responsibility of a trouble fly ball hit directly at the center fielder belongs to U1, and not U3, as U1 has the best possible angle for any trouble balls, which may be short hopped by the center fielder. U3 might be closer but is looking straight at the center fielder and therefore has no angle. These responsibilities should be reviewed prior to the game by the crew. Any time an infielder turns their back to the infield, it should be treated as a fly ball to the outfield in terms of responsibilities.

SITUATION 3U-87
RESPONSIBILITIES ON A FLY BALL TO THE OUTFIELD

R2 & R3, 2 OUT
SITUATION 3U-87
RESPONSIBILITIES ON A CATCHABLE ROUTINE FLY BALL TO THE OUTFIELD



R2 & R3, 2 OUT
SITUATION 3U-87
RESPONSIBILITIES ON A TROUBLE FLY BALL TO THE OUTFIELD



SITUATION 3U-88
RESPONSIBILITIES ON LINE DRIVES OR FLY BALLS TO THE INFIELD

PLATE UMPIRE

PU is responsible for all fly balls to the pitcher and catcher. PU is also responsible for fly balls, which take the 3rd baseman towards the foul line. PU is responsible for all **fair/foul** decisions on the 3rd base line and anything up to the 1st base bag on the 1st base line. PU is responsible for all line drives to the pitcher and a line drive, which takes the 3rd baseman towards the 3rd base line.

U1

U1 is responsible for all fly balls and line drives, which take the 1st baseman towards the 1st base line. U1 is responsible for **catch/no catch** calls and any **fair/foul** call, which is at the base or beyond.

U3

U3 is responsible for all fly balls and line drives between the 3rd baseman and the 1st baseman but has no fair/foul responsibilities from this position. U3 will also take responsibility for a fly ball behind the pitcher's mound.

NOTES

It is important that a crew use visual and verbal communication with each other prior to signaling a call. There are times, specifically with line drives, where another umpire might have a better angle to assist with making a catch/no catch call. As a crew, these responsibilities should be discussed prior to a game, as well as what to do should a situation arise where another umpire might have information to assist the umpire responsible for the call.

SITUATION 3U-89

FLY BALL TAKING THE LEFT FIELDER TOWARDS THE LEFT FIELD LINE

PLATE UMPIRE

PU will exit the catcher left and move aggressively down the 3rd base line. PU will communicate to their partners, "I've got the ball". PU is responsible for the fair/foul and catch/no catch call. PU will get as much distance as possible and come to a standing set position to make a call. PU will take as many steps as necessary that will allow them to get back to the point of the plate as they are responsible for R3 touching home plate, and R2 touching 3rd base and home plate. PU must be aware of the runners' positions on base to avoid any collisions. PU will attempt to time their look of R3 touching home plate but must remember their priorities are fair/foul and the catch/no catch. If the ball is not caught, PU will move aggressively to the point of the plate and adjust accordingly to make the call.

U1

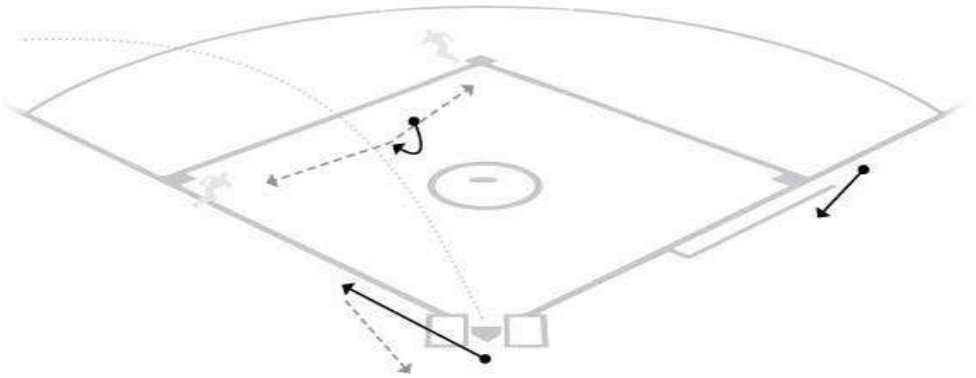
U1 will move aggressively in to foul territory in the direction of home plate stopping in the vicinity of 1st base. U1 is responsible for the batter-runner touching 1st base, any possible obstructions on the batter-runner near 1st base, and all plays back in to 1st base.

U3

U3 will step up, turn and face the ball with their chest. U3 will aggressively move in to the working area, without back-stepping. U3 will take a position splitting the difference between 2nd and 3rd base. U3 is responsible for all plays on the batter-runner at 2nd or 3rd base. U3 should hold their position and let the throw determine where the play will be and then get distance towards the base.

SITUATION 3U-89

FLY BALL TAKING THE LEFT FIELDER TOWARDS THE LEFT FIELD LINE



SITUATION 3U-90

FLY BALL BETWEEN THE CENTER AND LEFT FIELDERS OR DIRECTLY AT THE LEFT FIELDER

PLATE UMPIRE

PU will remove their mask and hold their position at the point of the plate. PU is responsible for R3 touching home, R2 touching 3rd base, and any possible obstructions on R2. If there is a play at home, PU will adjust their position accordingly to make the call.

U1

U1 will pause, read, and react using a read step to open up to the infield. U1 will move aggressively into foul territory and stopping in the vicinity of 1st base. U1 is responsible for the batter-runner touching 1st base and all plays at 1st.

U3

U3 is responsible for routine catchable fly balls in the area commonly known as the “cone” or “wedge”. U3 will step up, turn and face the ball with their chest. U3 is responsible for the catch/no catch. U3 will remain in the working area and is responsible for all plays at 2nd and 3rd base on the batter-runner.

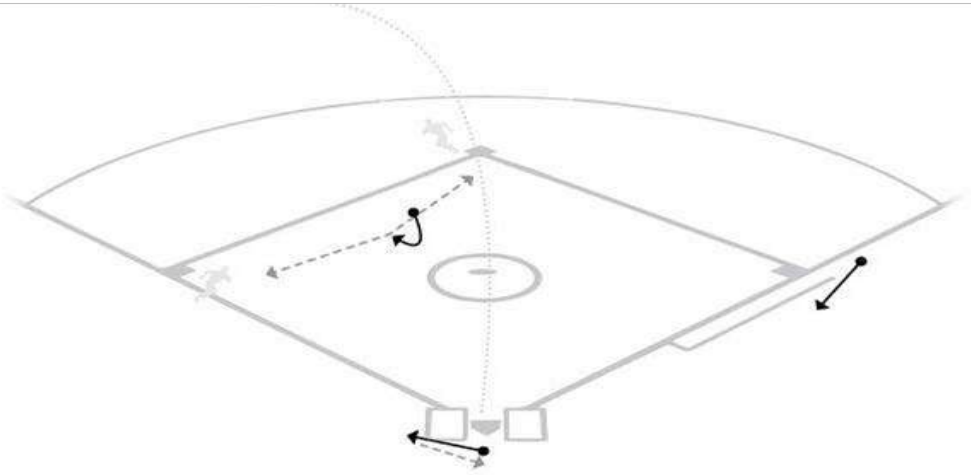
If U3 reads a trouble fly ball, they will move aggressively to the grass dirt-line trying to get the best possible angle. U3 is responsible for the catch/no catch and should the ball be uncaught and is responsible for the batter-runner at 2nd base.

NOTES

It is essential that crews discuss this rotation prior to the game.

SITUATION 3U-90

FLY BALL BETWEEN THE CENTER AND LEFT FIELDERS OR DIRECTLY AT THE LEFT FIELDER



**SITUATION 3U-91
FLY BALL DIRECTLY AT THE CENTER FIELDER OR BETWEEN THE
CENTRE AND RIGHT FIELDERS**

PLATE UMPIRE

PU will remove their mask and hold their position at the point of the plate. PU is responsible for R3 touching home, R2 touching 3rd base, and any possible obstructions on R2. If there is a play at home, PU will adjust their position accordingly to make the call.

U1

U1 lets their partners know they are responsible for the fly ball by verbalizing, "I'm going out". U1 is responsible for the fair/foul and catch/no catch calls. U1 must get as much distance as possible while creating the best angle to make the calls; if necessary, U1 should sacrifice some distance to get the best possible angle. U1 must be stopped and in a standing set to make any calls. When U1 goes out in this situation, they stay out until the play is complete.

U3

U3 will step-up, turn and face the ball with their chest. U3 should step up with their foot on the side that the fly ball passes them on. U3 is responsible for all plays on the batter-runner, 2nd and 3rd base. U3 must remain within the working area and ahead of the batter-runner.

SITUATION 3U-92

FLY BALL TAKING THE RIGHT FIELDER TOWARDS THE RIGHT FIELD LINE

PLATE UMPIRE

PU will remove their mask and hold their position at the point of the plate. PU is responsible for R3 touching home, R2 touching 3rd base, and any possible obstructions on R2. If there is a play at home, PU will adjust their position accordingly to make the call.

U1

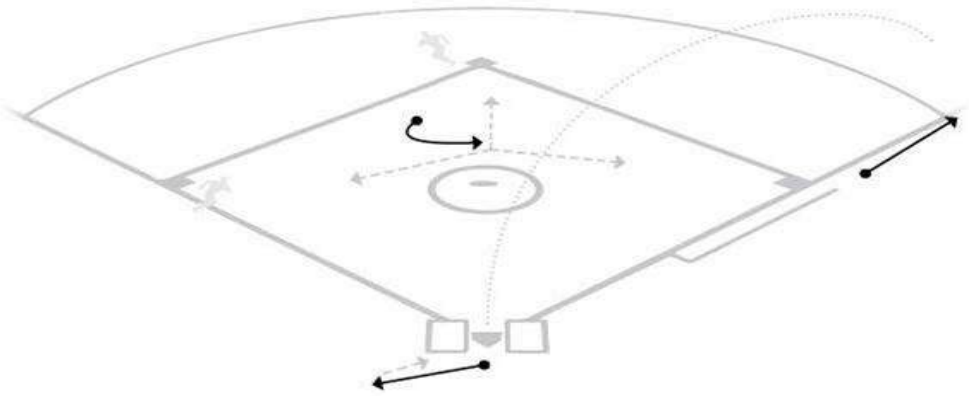
On fly balls taking the right fielder toward the right field foul line, U1 lets their partners know they are responsible for the fly ball by verbalizing, "I'm going out". U1 is responsible for the fair/foul and catch/no catch calls including in foul territory. U1 must get as much distance as possible while creating the best angle to make the calls; if necessary, U1 should sacrifice some distance to get the best possible angle. U1 must be stopped and in a standing set to make any calls. If the fly ball is in the vicinity of the fair/foul line, U1 must be set and straddling the line. When U1 goes out in this situation, they stay out until the play is complete.

U3

U3 will step-up, turn and face the ball with their chest and will move aggressively in to the working area without back-peddling splitting the difference between 1st and 2nd base. U3 should step up with their foot on the side that the ground ball passes them on. U3 is responsible for all plays on the batter-runner at 1st, 2nd and 3rd base. U3 must remain within the working area and ahead of the batter-runner.

SITUATION 3U-92

FLY BALL TAKING THE RIGHT FIELDER TOWARDS THE RIGHT FIELD LINE



SITUATION 3U-93
RUN-DOWN BETWEEN 2ND AND 3RD BASE

PLATE UMPIRE

PU will remove their mask and hold their position at the point of the plate. PU must be aware that R3 will often wait until the run-down is underway before breaking for home. If PU moves too far away from home plate, they will not be able to get to the proper position for a play at the plate on R3. PU is responsible for any overthrows, which may go out of play, and all plays at home. With 2 out, PU must be aware that a time play situation may arise should R3 break for home during the rundown and must make an immediate adjustment to get to a position to line up the out with R3 scoring. If the run-down is the result of a pick off from the catcher, PU is responsible for calling and signaling the pitch as well as carefully watching for the batter interfering with the catcher's throw to 2nd or 3rd.

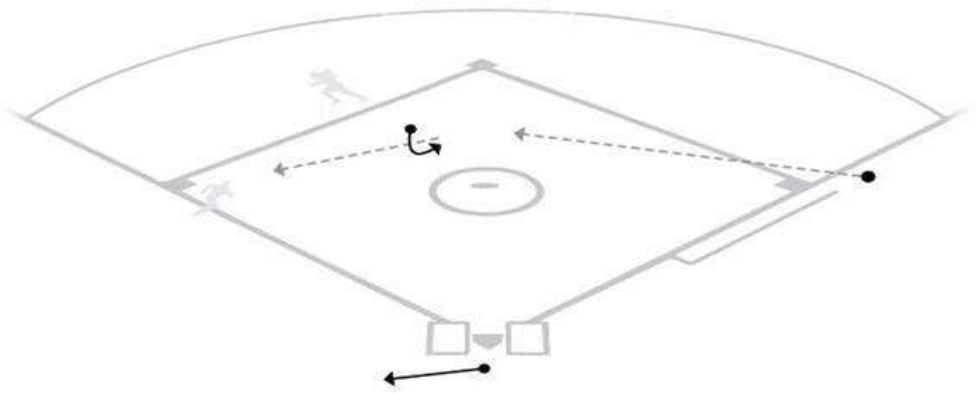
U1

U1 in starting position P2 has no immediate responsibilities. If the run-down continues, U1 will slide across the field and assist U3 with the run-down between 2nd and 3rd. U1 must wait until R2 is running away from them before communicating, **"I've got this half"** to U3. U1 would take responsibility for all plays on R2 at 2nd base.

U3

U3 is initially responsible for the entire run-down between 2nd and 3rd base. U3 is responsible for all plays at 2nd and 3rd base on both runners. U3 must not over-commit to any one base and must split the difference between 2nd and 3rd base. If U3 recognizes that U1 has slid across the infield to take responsibility for half of the run-down, they must wait for U1 to communicate as R2 is running in a direction away from U1. U3 will then move to a point $\frac{3}{4}$ of the way towards 3rd base remaining in the infield, and communicate, **"I've got this half"** to U1.

SITUATION 3U-93
RUN-DOWN BETWEEN 2ND AND 3RD BASE



SITUATION 3U-94
RUN-DOWN BETWEEN 3RD BASE AND HOME PLATE

PLATE UMPIRE

PU will remove their mask and is responsible for their half of the run-down. PU will remain in foul territory on the outside of the run-down and will communicate, "I've got this half". PU should take a position approximately $\frac{1}{4}$ of the way towards 3rd base, the midpoint of their end of the run-down. As the run-down gets closer to home, PU will adjust their position accordingly in order to make the call. PU is responsible for all plays at home plate and all overthrows out of play. If the run-down is the result of a pick off from the catcher, PU is responsible for calling and signaling the pitch as well as carefully watching for the batter interfering with the catcher's throw to 3rd.

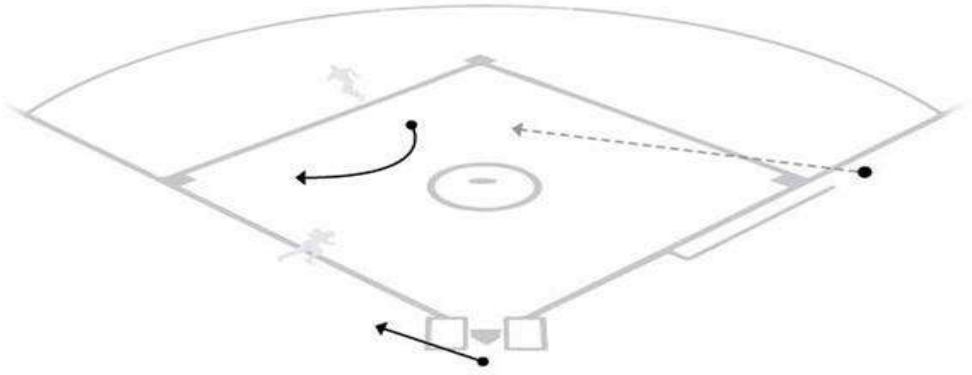
U1

U1 initially has no responsibilities in this situation. If the run-down continues, U1 can slide across the infield and take a position at the cut-out area of 2nd and assume responsibility of all plays at 2nd base on R2. U1 must communicate to U3 that they have taken a position in the infield.

U3

U3 is responsible for the original pick-off play at 3rd base and for their half of the run-down. U3 will get to a position on the infield side of the run-down and will communicate, "I've got this half" to PU. U3 should take a position approximately $\frac{1}{4}$ of the way towards home plate, the midpoint of their end of the run-down. As the run-down progressively moves back to 3rd base, U3 will adjust their position accordingly in order to make the call. U3 is responsible for all plays at 3rd base, including any on R2, which may follow. U3 would also have responsibility for all plays at 2nd base on R2 unless U1 slides across the infield. U3's priority is the initial run-down and must get distance towards it.

SITUATION 3U-94
RUN-DOWN BETWEEN 3RD BASE AND HOME PLATE



R3 ONLY

R3 ONLY

CONTENTS

SITUATION 3U-95	BASIC POSITIONS
SITUATION 3U-96	GROUND BALL OR BUNT TO THE INFIELD
SITUATION 3U-97	BASE HIT OR EXTRA BASE HIT TO THE OUTFIELD
SITUATION 3U-98	GENERAL RESPONSIBILITIES ON A FLY BALL TO THE OUTFIELD
SITUATION 3U-99	RESPONSIBILITIES ON LINE DRIVES OR FLY BALLS TO THE INFIELD
SITUATION 3U-100	FLY BALL HIT TO LEFT FIELD SIDE OF CENTER FIELDER
SITUATION 3U-101	FLY BALL HIT DIRECTLY AT OR RIGHT OF CENTER FIELDER
SITUATION 3U-102	RUN-DOWN BETWEEN 3RD BASE AND HOME PLATE

SITUATION 3U-95
BASIC POSITIONS

PLATE UMPIRE

PU stands in the slot behind the catcher until the batter hits the ball. This position is referred to as **P1**.

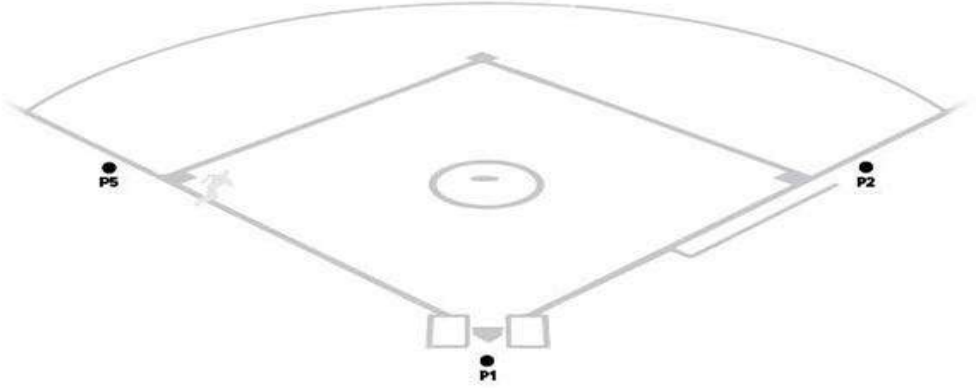
U1

U1 should be positioned 10-12' behind the 1st baseman with both feet in foul territory. If the 1st baseman moves backwards, so will U1, however, the distance between U1 and 1st baseman will get closer, with U1 never being closer than 4-6'. If the 1st baseman moves forward and is parallel with, or closer than the base, U1 will be positioned 12-15' behind 1st base. U1 will assume a set position as the pitcher begins their delivery to ensure they are set for each pitch. This position is referred to as **P2**.

U3

U3 should be positioned 10-12' behind the 3rd baseman with both feet in foul territory. If the 3rd baseman moves backwards, so will U3, however, the distance between U3 and 3rd baseman will get closer, with U3 never being closer than 4-6'. If the 3rd baseman moves forward and is parallel with, or closer than the base, U3 will be positioned 12-15' behind 3rd base. U3 will assume a set position as the pitcher begins their delivery to ensure they are set for each pitch. It is acceptable for U3 to straddle the foul line for their starting position, as opposed to being in foul territory, if U3 cannot see home plate due to being blocked out by R3. This position is referred to as **P5**.

SITUATION 3U-95
BASIC POSITIONS



SITUATION 3U-96
GROUND BALL OR BUNT TO THE INFIELD

PLATE UMPIRE

PU is responsible for all fair/foul decisions on the 1st base line and 3rd base line up to the bag. PU must quickly pause, read, and react to determine if there will be a play at home. If there is a play at home, from their position at the point of the plate, PU will adjust accordingly to make the call, hold their position at the point of the plate and is responsible for watching R3 touch home.

U1

U1 is responsible for any **fair/foul** decisions at first base or beyond. U1 should take a read step with their left foot forward opening up to the infield, allowing them to **pause, read, and react** to the play. From that position U1 will move to a spot approximately 12-15' from 1st base creating a 90-degree angle from where the throw is originating and squaring their legs and body to the base. U1 will watch the release of the ball by the fielder, and after ensuring it is a true throw, come to a set position, turning and squaring their head and shoulders to the base. If U1 reads that the throw from the fielder is not a true throw, they will remain in a standing position and take a step in whatever direction necessary to create the best angle possible to make the call on a possible swipe tag or to see whether the fielder pulled their foot off the base. U1 should always be in fair territory unless "pressure" is read from the 2nd baseman moving towards them, or in some cases when the throw originates in foul territory between home and 1st base.

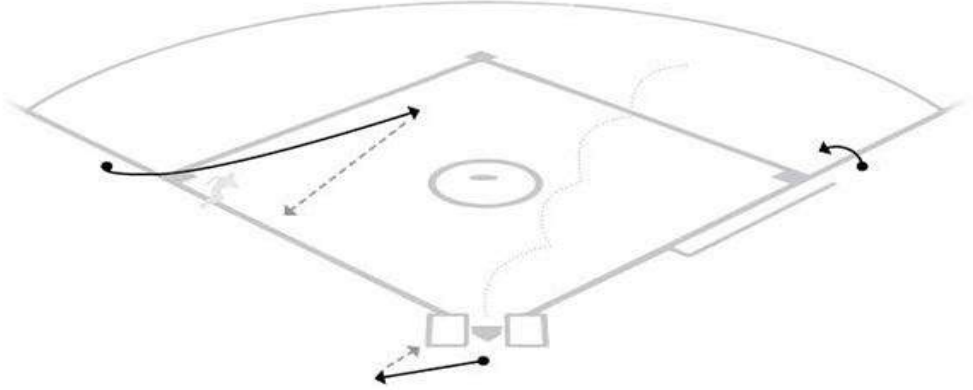
U3

U3 will immediately move towards home plate in foul territory stopping in the vicinity of 3rd base and is responsible for any play on R3 back in to 3rd base. If R3 commits for home by passing the halfway mark between 3rd and home, U3 will then head in to the working area. If a play on the batter-runner develops at 2nd base, they will move to the cut-out area. U3 is responsible for all plays at 2nd and 3rd base.

NOTES

With less than 2 out, as R3 is in scoring position, PU will always remain in the vicinity of the plate area. PU may transfer their responsibility to U1 on a slow bounding fair ball before the 1st base bag with a signal. This will permit PU to stay at the point of the plate in the event of a play.

SITUATION 3U-96
GROUND BALL OR BUNT TO THE INFIELD



SITUATION 3U-97
BASE HIT OR EXTRA BASE HIT TO THE OUTFIELD

PLATE UMPIRE

PU will remove their mask and hold their position at the point of the plate. PU is responsible for watching R3 touch home, and all subsequent plays at home.

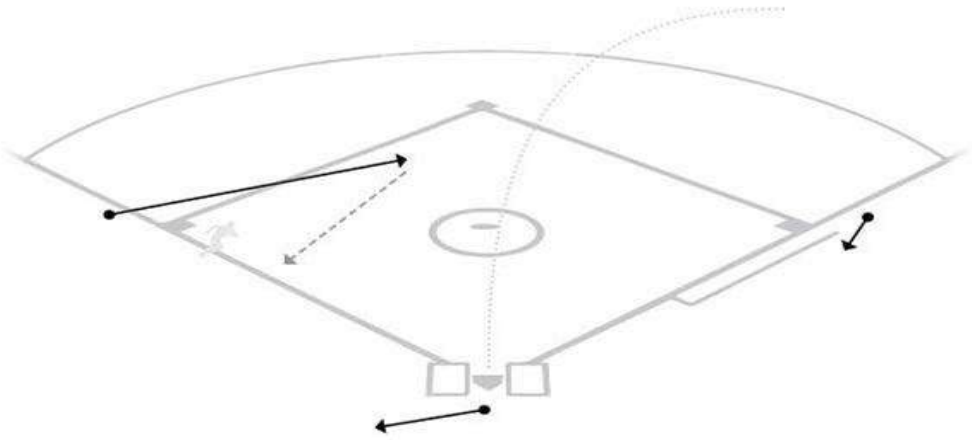
U1

U1 is responsible for all fair/foul decisions at, or past, 1st base. U1 will then move in to foul territory in the direction of home plate stopping in the vicinity of 1st base. U1 is responsible for the batter-runner touching 1st base and any possible obstructions. Their only responsibility is 1st base and their end of a run-down between 1st and 2nd base. If U3 has fair/foul responsibilities along the 3rd baseline, U1 will pivot into the infield and is responsible for the batter-runner touching first base and plays on the batter-runner at 2nd base and 3rd base if U3 is in the outfield.

U3

If there is no fair/foul responsibility, U3 will move aggressively toward the cut-out area at 2nd base for any possible plays. If U3 has a fair/foul responsibility near 3rd base, they will first take a position straddling the line to make the call. U3 will then move aggressively towards the cut-out area at 2nd base. U3 would also be responsible for any subsequent plays at 2nd or 3rd base.

SITUATION 3U-97
BASE HIT OR EXTRA BASE HIT TO THE OUTFIELD



SITUATION 3U-98
GENERAL RESPONSIBILITIES ON A FLY BALL TO THE OUTFIELD

PLATE UMPIRE

With a runner on 3rd base only, PU has no fly ball responsibilities to the outfield. Even though PU has no responsibilities regarding catch/no catch or fair/foul, PU must still watch the play in case assistance is requested from another umpire. PU will also have responsibilities for R3 tagging up at 3rd base.

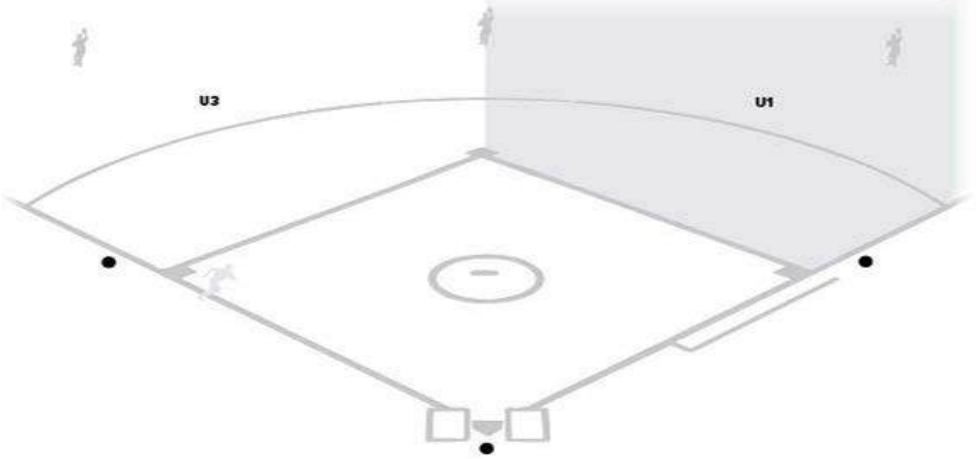
U1

U1 is responsible for all fly balls hit directly at and from the center fielder to the right field foul line and into foul territory. These responsibilities include **fair/foul** and **catch/no catch** including verbalization.

U3

U3 is responsible for all fly balls taking the center fielder to the left field foul line and into foul territory. These responsibilities include **fair/foul** and **catch/no catch** including verbalization.

SITUATION 3U-98
RESPONSIBILITIES ON A FLY BALL TO THE OUTFIELD



SITUATION 3U-99
RESPONSIBILITIES ON LINE DRIVES OR FLY BALLS TO THE INFIELD

PLATE UMPIRE

PU is responsible for all fly balls to the pitcher and catcher. PU is also responsible for all line drives at the pitcher. PU is responsible for all **fair/foul** calls prior to the base on both 1st base line and 3rd base line.

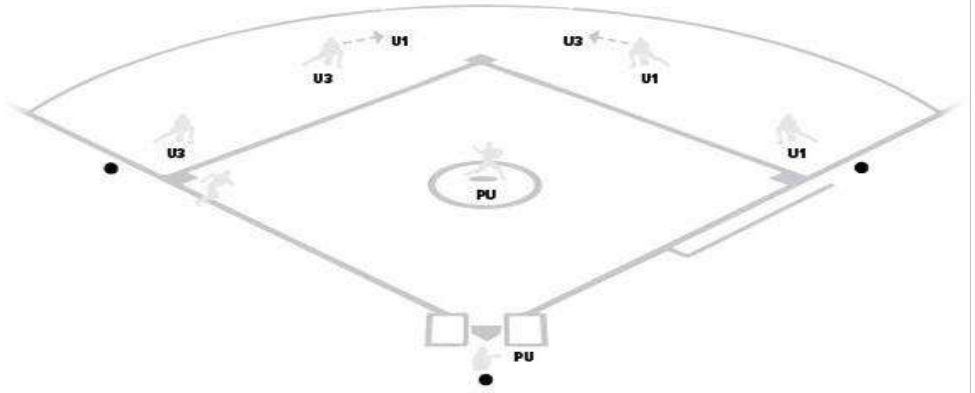
U1

U1 is responsible for all fly balls to the 1st baseman and 2nd baseman. U1 is also responsible for all **catch/no catch** on line drives directly at or which take the 2nd baseman towards the 1st base line including all line drives at the 1st baseman. U1 is also responsible for line drives, which take the shortstop towards 2nd base. U1 is **NOT** responsible for line drives, which take the 2nd baseman towards 2nd base. U1 has **fair/foul** responsibilities on anything at 1st base or beyond.

U3

U3 is responsible for all fly balls to the shortstop and 3rd baseman. U3 is also responsible for all **catch/no catch** on line drives directly at or which take the shortstop towards the 3rd base line including all line drives at the 3rd baseman. U3 is also responsible for line drives, which take the 2nd baseman towards 2nd base. U3 is **NOT** responsible for line drives, which take the shortstop towards 2nd base. U3 has **fair/foul** responsibilities on anything at 3rd base or beyond.

SITUATION 3U-99
RESPONSIBILITIES ON LINE DRIVES OR FLY BALLS TO THE INFIELD



SITUATION 3U-100
FLY BALL HIT TO LEFT FIELD SIDE OF CENTER FIELDER

PLATE UMPIRE

PU exits left and is responsible for R3 tagging up at 3rd. PU will take as many steps as necessary without leaving the cut-out area of home plate which allows them to see R3 tagging up at 3rd base and the catch in the outfield. PU is responsible for any play at home on R3 and the batter-runner. PU must remember to balance the distance they get to line up the tag with being able to return to the point of the plate and get to a position to make a call on R3.

U1

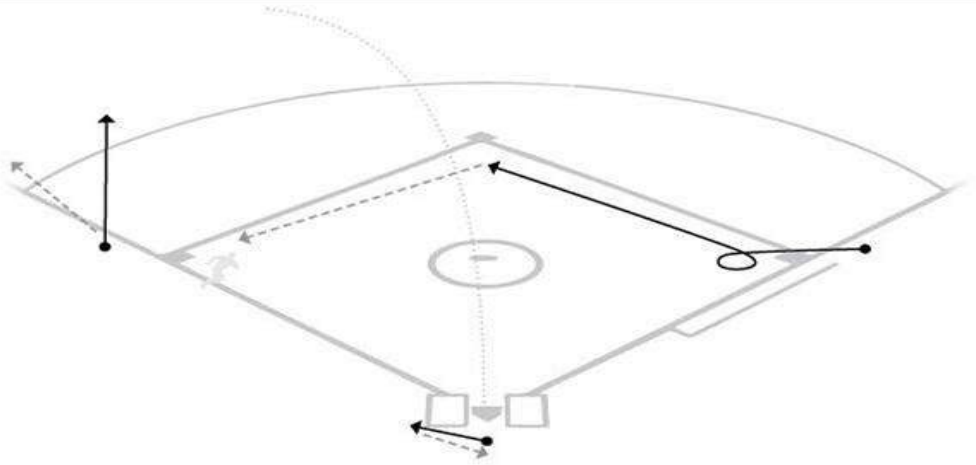
U1 will move aggressively into the infield between 1st and 2nd and makes their pivot watching for the batter-runner's touch of 1st base. U1 is responsible for all calls on the batter-runner at all bases.

With less than 2 out and a trouble fly ball taking U3 to the outfield where R3 is tagging, U1 must be aware that they may have to make a call at 3rd base if R3 retreats to the bag. U1 will need to move aggressively toward the mound to make the call while being aware that they will also have responsibilities on the batter-runner should the ball be uncaught.

U3

U3 lets their partners know they are responsible for the fly ball by verbalizing, **"I'm going out"**. U3 is responsible for the **fair/foul** and **catch/no catch** calls. U3 must get as much distance as possible while creating the best angle to make the calls; if necessary, U3 should sacrifice some distance to get the best possible angle. U3 must be stopped and in a standing set to make any calls. If the fly ball is in the vicinity of the fair/foul line, U3 must be set and straddling the line. When U3 goes out in this situation, they stay out until the play is complete.

SITUATION 3U-100
FLY BALL HIT TO LEFT FIELD SIDE OF CENTER FIELDER



SITUATION 3U-101
FLY BALL HIT DIRECTLY AT OR RIGHT OF CENTER FIELDER

PLATE UMPIRE

PU exits left and is responsible for R3 tagging up at 3rd. PU will take as many steps as necessary without leaving the cut-out area of home plate which allows them to see R3 tagging up at 3rd base and the catch in the outfield. PU is responsible for any play at home on R3 and the batter-runner. PU must remember to balance the distance they get to line up the tag with being able to return to the point of the plate and get to a position to make a call on R3.

U1

U1 lets their partners know they are responsible for the fly ball by verbalizing, **“I’m going out”**. U1 is responsible for the **fair/foul** and **catch/no catch** calls. U1 must get as much distance as possible while creating the best angle to make the calls; if necessary, U1 should sacrifice some distance to get the best possible angle. U1 must be stopped and in a standing set to make any calls. If the fly ball is in the vicinity of the fair/foul line, U1 must be set and straddling the line. When U1 goes out in this situation, they stay out until the play is complete.

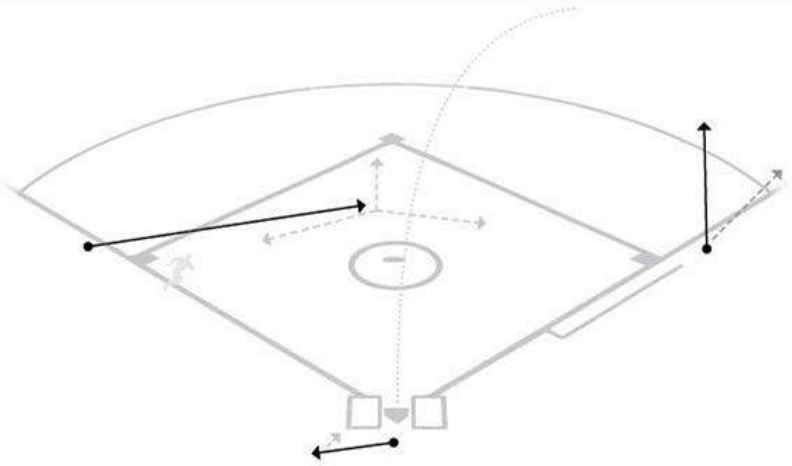
U3

U3 moves aggressively to the working area for any possible play on the batter-runner. U3 is responsible for the batter-runner’s touch of 1st base and all plays on the batter-runner at 1st, 2nd, and 3rd base.

NOTES

On a fly ball that takes U1 to the outfield, U3 would be responsible to make a call on the batter-runner at 1st base should the ball be uncaught. U3 would need to run aggressively over the backside of the mound attempting to get on the 1st base side in getting an angle should a play develop.

SITUATION 3U-101
FLY BALL HIT DIRECTLY AT OR RIGHT OF CENTER FIELDER



SITUATION 3U-102
RUN-DOWN BETWEEN 3RD BASE AND HOME PLATE

PLATE UMPIRE

PU will remove their mask and is responsible for their half of the run-down. PU will remain in foul territory on the outside of the run-down and will communicate, "I've got this half". PU should take a position approximately $\frac{1}{4}$ of the way towards 3rd base, the midpoint of their end of the run-down. As the run-down gets closer to home, PU will adjust their position accordingly in order to make the call. PU is responsible for all plays at home plate and all overthrows out of play. If the run-down is the result of a pick off from the catcher, PU is responsible for calling and signaling the pitch as well as carefully watching for the batter interfering with the catcher's throw to 3rd

U1

U1 has no responsibilities in this situation.

U3

U3 is responsible for the original pick-off play at 3rd base and for their half of the run-down. U3 will get to a position on the outside of the run-down and will communicate, "I've got this half" to PU. U3 should take a position approximately $\frac{1}{4}$ of the way towards home plate, the midpoint of their end of the run-down. As the run-down moves progressively back to 3rd base, U3 will adjust their position accordingly in order to make the call.

SITUATION 3U-102
RUN-DOWN BETWEEN 3RD BASE AND HOME PLATE

